

## Gold Close USD Metals Monthly Forecasting

### Metals Monthly Forecasting

**Judson Smith**

CEO

smith@acclaimedlabs.com

207.415.4789: 3000

**Darryl Seamans**

Co-Founder

seamans@acclaimedlabs.com

207.523.0496: 3001

### January 2018 Reported Values

**Reported Values**

**1,345**

**y/o/y %change**

**+11%**

### Current Forecasts (Reported Values)

**Feb 2018**

**1374**

**Mar 2018**

**1379**

**Apr 2018**

**1408**

**May 2018**

**1292**

### Observations:

- **Forecasts are based on current candidate models. Each model will continue to be optimized to further increase accuracy. All forecasting is subject to high degrees of error due to market volatility and other unpredictable events.**

## Gold Close USD Metals Monthly Forecasting

The table below shows historical monthly reported values forecasts for 09 2016 to 05 2018. Each month has a reported values forecast for the the current month, month +1, month +2, and month +3. Actual reported values are displayed in the middle of the table, and forecast errors are displayed on the right side of the table.

### Metals Monthly Forecasting

**Judson Smith**

CEO

smith@acclaimedlabs.com

207.415.4789:3000

**Darryl Seamans**

Co-Founder

seamans@acclaimedlabs.com

207.523.0496:3001

Month Forecasts (Values)					Actual Values	Month Error (%)			
Forecast Month	Current Month	Month +1	Month +2	Month +3		Current Month	Month +1	Month +2	Month +3
09-2016	1328				1322	0			
10-2016	1310	1322			1272	-3	-3		
11-2016	1279	1323	1335		1178	-8	-12	-13	
12-2016	1148	1251	1284	1318	1145	0	-9	-12	-15
01-2017	1182	1175	1298	1321	1212	2	3	-7	-8
02-2017	1208	1194	1179	1313	1255	3	4	6	-4
03-2017	1236	1182	1172	1149	1244	0	5	5	7
04-2017	1229	1229	1163	1172	1266	2	2	8	7
05-2017	1248	1213	1204	1135	1266	1	4	4	10
06-2017	1261	1253	1215	1199	1242	-1	0	2	3
07-2017	1248	1278	1255	1223	1267	1	0	0	3
08-2017	1279	1264	1310	1272	1311	2	3	0	2
09-2017	1337	1289	1274	1332	1283	-4	0	0	-3
10-2017	1328	1352	1271	1259	1270	-4	-6	0	0
11-2017	1301	1322	1499	1266	1280	-1	-3	-17	1
12-2017	1305	1314	1426	1338	1291	-1	-1	-10	-3
01-2018	1356	1390	1375	1440	1345	0	-3	-2	-7
02-2018	1374	1396	1385	1304					
03-2018		1378	1403	1317					
04-2018			1407	1291					
05-2018				1291					

# Gold Close USD

## Metals Monthly Forecasting

**Metals Monthly Forecasting**

The graph below is a visual representation of monthly reported values forecasts as compared to the actual reported values. Each month has a reported values forecast for the current month, month +1, month +2, and month +3. The light blue bars are representative of the forecast error for the current month forecasts only.

**Judson Smith**

CEO

smith@acclaimedlabs.com

207.415.4789:3000

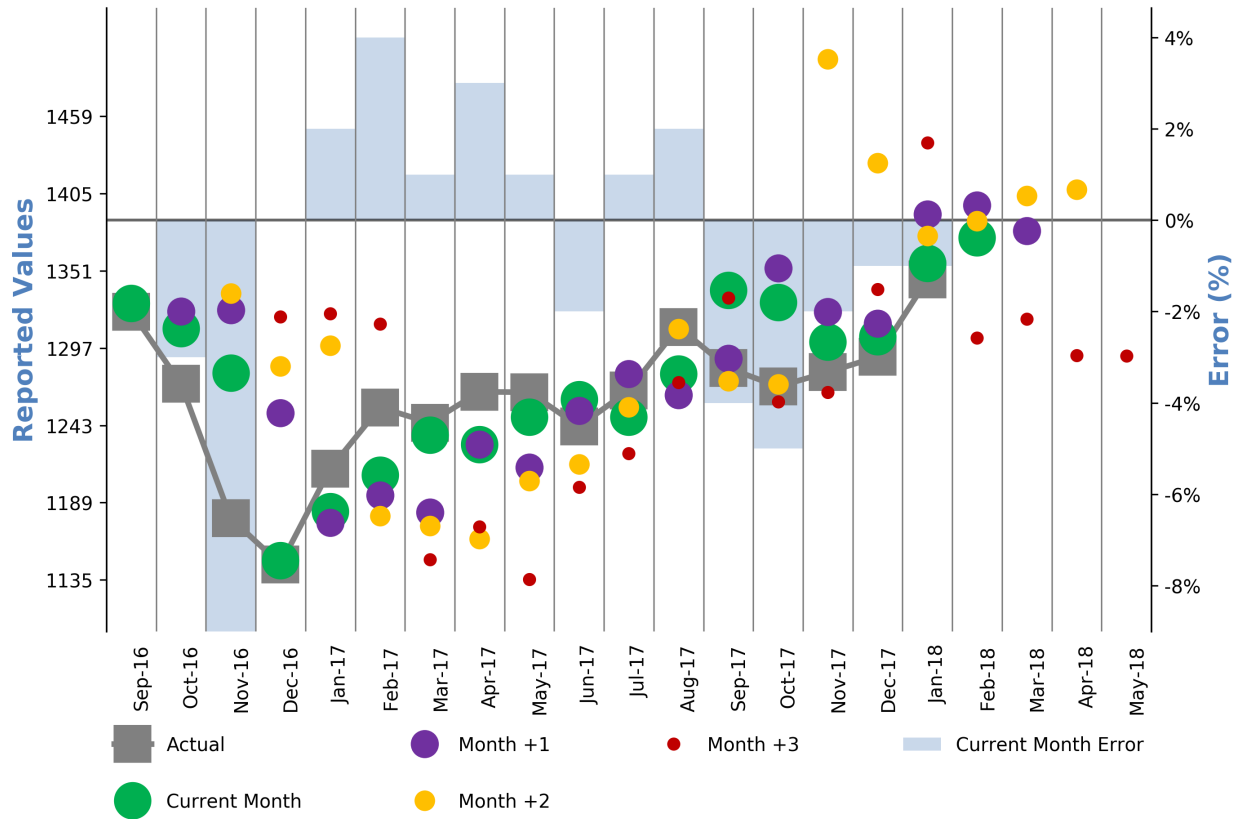
**Darryl Seamans**

Co-Founder

seamans@acclaimedlabs.com

207.523.0496:3001

### Monthly Reported Values



# Gold Close USD

## Metals Monthly Forecasting

**Metals Monthly Forecasting**

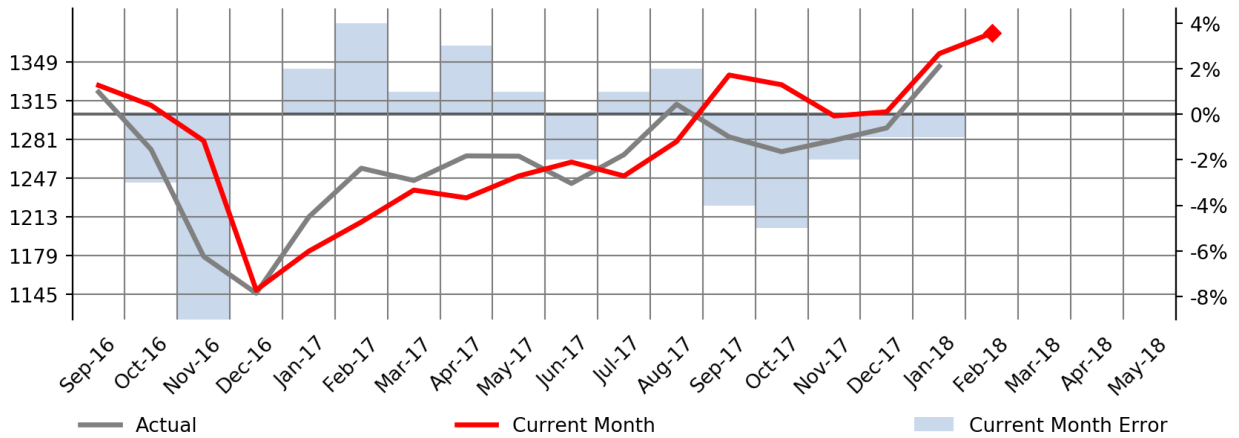
**Judson Smith**  
CEO

smith@acclaimedlabs.com  
207.415.4789:3000

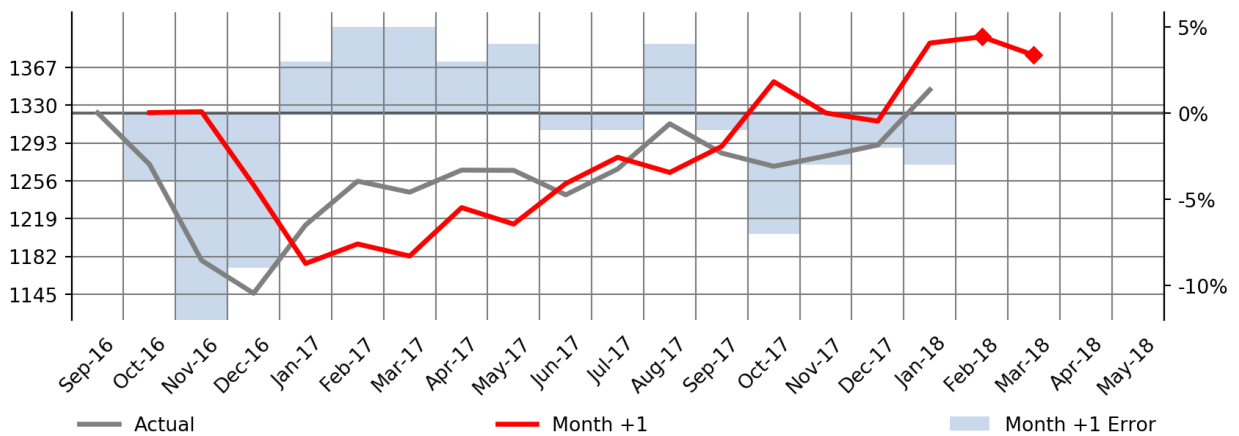
**Darryl Seamans**  
Co-Founder

seamans@acclaimedlabs.com  
207.523.0496:3001

### Current Month: Forecast vs. Actual



### Month +1: Forecast vs. Actual



# Gold Close USD

## Metals Monthly Forecasting

Metals Monthly Forecasting

**Judson Smith**

CEO

smith@acclaimedlabs.com

207.415.4789:3000

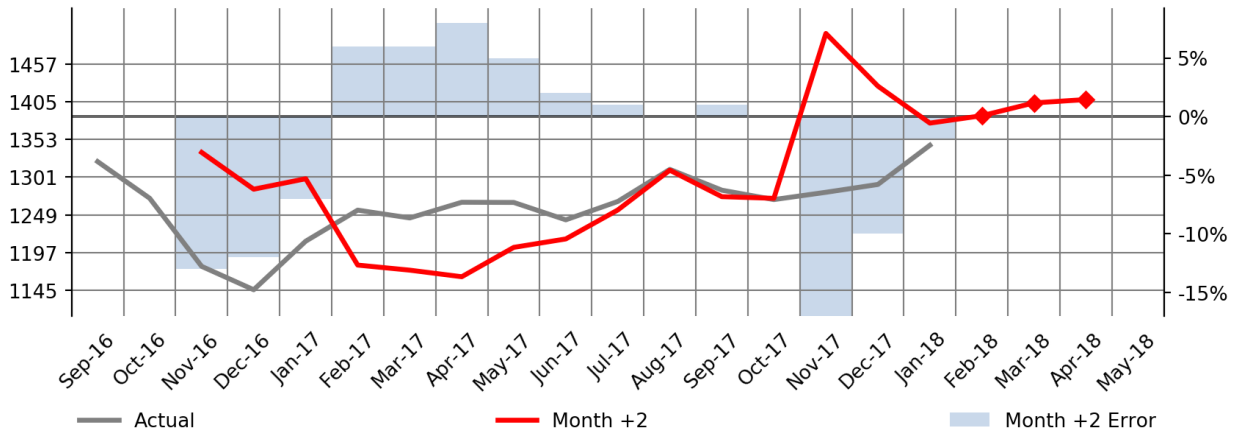
**Darryl Seamans**

Co-Founder

seamans@acclaimedlabs.com

207.523.0496:3001

### Month +2: Forecast vs. Actual



### Month +3: Forecast vs. Actual

