

Delta Air Lines Inc

Delta

Judson Smith

Founder/CEO
smith@acclaimedlabs.com
207.415.4789: 0

Darryl Seamans

Co-Founder/CTO
seamans@acclaimedlabs.com
207.899.0346: 0

2nd Quarter 2018 Reported Values

Reported Values

11,775

y/o/y %change

+10%

Current Forecasts (Reported Values)

Q3 2018

12057

Q4 2018

11365

Q1 2019

10934

Q2 2019

12706

Observations:

-

All forecasting is subject to high degrees of error due to market volatility and other unpredictable events.

Delta Air Lines Inc

Delta

The table below shows historical actual quarterly reported values versus internally-generated forecasts for 2014 Q2 to 2019 Q2.

Each quarter has a reported values forecast for the current quarter, quarter +1, quarter +2, and quarter +3. Actual reported values are displayed in the middle of the table, and forecast errors are displayed on the right side of the table.

Judson Smith

Founder/CEO

smith@acclaimedlabs.com

207.415.4789:0

Darryl Seamans

Co-Founder/CTO

seamans@acclaimedlabs.com

207.899.0346:0

Quarter Forecasts (Values)					Actual Values	Quarter Error (%)			
Forecast Quarter	Current Quarter	Quarter +1	Quarter +2	Quarter +3		Current Quarter	Quarter +1	Quarter +2	Quarter +3
2014-Q2	10166				10621	4			
2014-Q3	10924	10669			11178	2	4		
2014-Q4	9799	9673	9427		9647	-1	0	2	
2015-Q1	9500	9594	9485	9289	9388	-1	-2	-1	1
2015-Q2	10693	10892	10990	10923	10707	0	-1	-2	-2
2015-Q3	10558	10718	11388	11497	11107	4	3	-2	-3
2015-Q4	9887	10246	10555	9982	9502	-4	-7	-11	-5
2016-Q1	9398	9864	9636	10741	9251	-1	-6	-4	-16
2016-Q2	10635	11049	11292	11415	10447	-1	-5	-8	-9
2016-Q3	10916	11393	11475	12092	10483	-4	-8	-9	-15
2016-Q4	9309	9970	9725	10357	9458	1	-5	-2	-9
2017-Q1	9244	9991	10083	10083	9101	-1	-9	-10	-10
2017-Q2	9689	11282	11387	11387	10747	9	-4	-5	-5
2017-Q3	10956	11237	11426	11426	11060	0	-1	-3	-3
2017-Q4	10000	10302	9947	10309	10336	3	0	3	0
2018-Q1	9903	10066	9826	9920	9968	0	0	1	0
2018-Q2	11500	11882	11471	11715	11775	2	0	2	0
2018-Q3	12056	12069	11919	11875					
2018-Q4		11365	11065	11017					
2019-Q1			10933	10710					
2019-Q2				12705					

Delta Air Lines Inc

Delta

The graph below is a visual representation of actual quarterly reported values versus internally-generated forecasts. Each quarter has a reported values forecast for the current quarter, quarter +1, quarter +2, and quarter +3. The light blue bars are representative of the forecast error for the current quarter forecasts only.

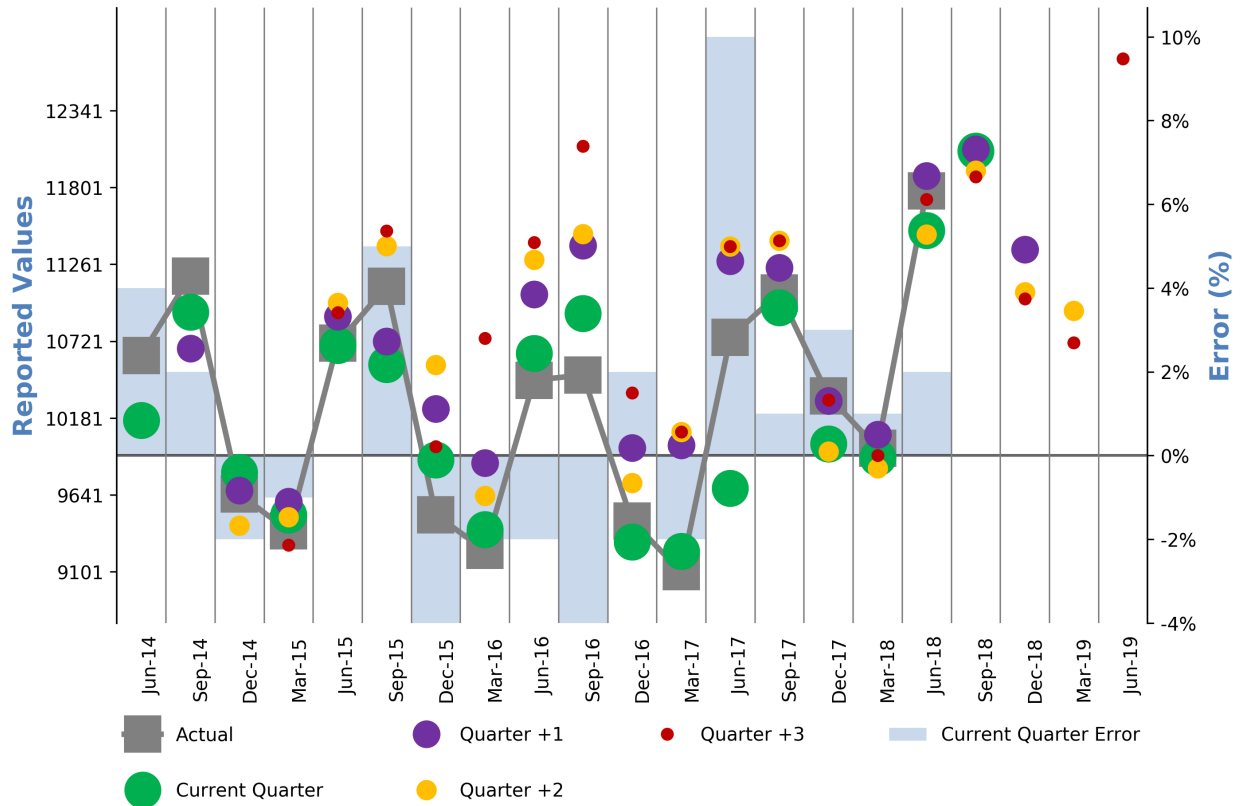
Judson Smith

Founder/CEO
smith@acclaimedlabs.com
207.415.4789:0

Darryl Seamans

Co-Founder/CTO
seamans@acclaimedlabs.com
207.899.0346:0

Quarterly Reported Values



Delta Air Lines Inc

Delta

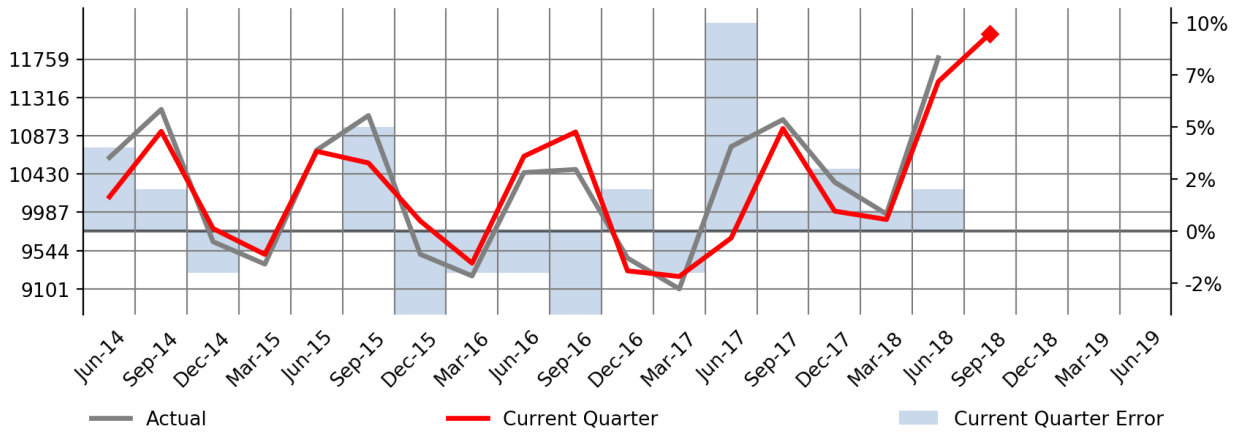
Judson Smith

Founder/CEO
smith@acclaimedlabs.com
207.415.4789:0

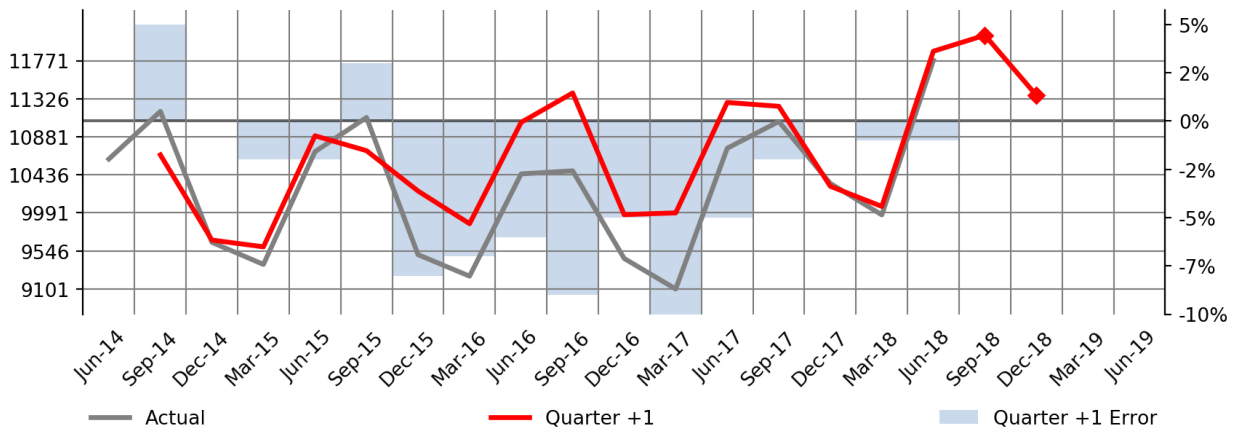
Darryl Seamans

Co-Founder/CTO
seamans@acclaimedlabs.com
207.899.0346:0

Current Quarter: Forecast vs. Actual



Quarter +1: Forecast vs. Actual



Delta Air Lines Inc

Delta

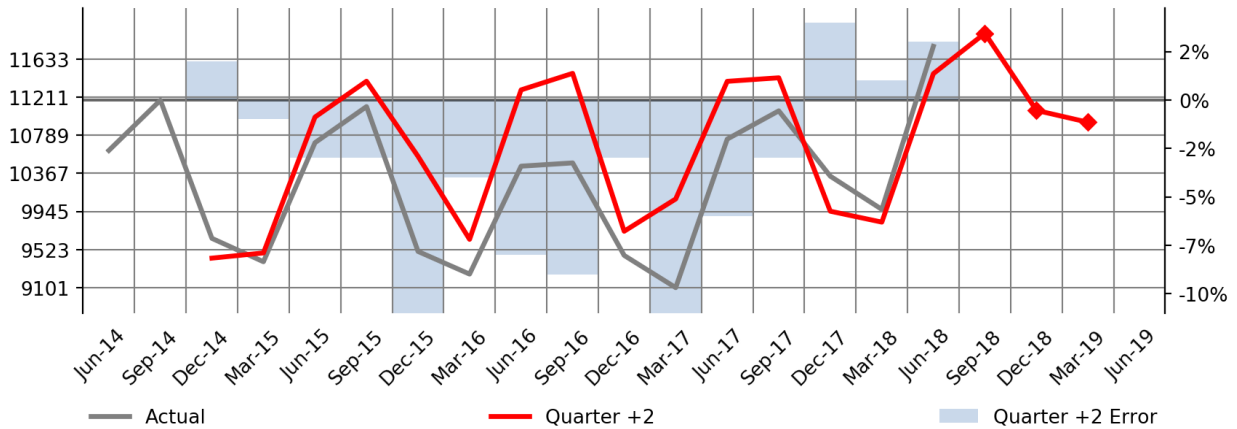
Judson Smith

Founder/CEO
smith@acclaimedlabs.com
207.415.4789:0

Darryl Seamans

Co-Founder/CTO
seamans@acclaimedlabs.com
207.899.0346:0

Quarter +2: Forecast vs. Actual



Quarter +3: Forecast vs. Actual

