

Keyword=flying to: (United States) Search Engine Forecast

Search Engine Forecast

Judson Smith

Founder/CEO

smith@acclaimedlabs.com

207.415.4789: 0

Darryl Seamans

Co-Founder/CTO

seamans@acclaimedlabs.com

207.899.0346: 0

September 2018 Reported Values

Reported Values

88

y/o/y %change

+6%

Current Forecasts (Reported Values)

Oct 2018

86

Nov 2018

86

Dec 2018

90

Jan 2019

97

Observations:

- **Forecasts are based on current candidate models. Each model will continue to be optimized to further increase accuracy. All forecasting is subject to high degrees of error due to market volatility and other unpredictable events.**

Keyword=flying to: (United States) Search Engine Forecast

Search Engine Forecast

Forecast vs. Errors in a Table. The table on the left below shows internal historically generated monthly forecasts for 05 2017 to 01 2019. Each new month of data generates 4 new forecasts for the current month, month +1, month +2, and month +3, in advance. Actual values are displayed in the middle of the table vs. forecast % errors displayed on the right side.

Judson Smith

Founder/CEO

smith@acclaimedlabs.com

207.415.4789:0

Darryl Seamans

Co-Founder/CTO

seamans@acclaimedlabs.com

207.899.0346:0

Month Forecasts (Values)					Actual Values	Month Error (%)			
Forecast Month	Current Month	Month +1	Month +2	Month +3		Current Month	Month +1	Month +2	Month +3
05-2017	95				99	3			
06-2017	97	96			97	0	0		
07-2017	95	95	95		96	0	0	0	
08-2017	87	87	86	87	91	4	4	4	3
09-2017	85	83	83	82	83	-2	0	0	0
10-2017	81	82	82	82	83	1	0	0	0
11-2017	80	80	80	80	82	1	2	1	1
12-2017	83	83	82	82	85	1	2	2	2
01-2018	92	92	91	91	94	1	1	2	2
02-2018	95	94	94	94	95	0	1	0	0
03-2018	96	96	96	96	92	-4	-4	-4	-4
04-2018	96	98	98	98	93	-4	-6	-6	-6
05-2018	98	99	100	100	100	1	0	0	0
06-2018	99	100	98	99	99	0	-1	0	0
07-2018	97	98	100	97	98	0	0	-2	0
08-2018	95	97	97	96	95	0	-2	-2	-1
09-2018	88	90	91	90	88	-1	-2	-3	-2
10-2018	85	87	88	87					
11-2018		86	87	86					
12-2018			90	89					
01-2019				96					

Keyword=flying to: (United States) Search Engine Forecast

Search Engine Forecast

The graph below is a visual representation of internally generated, historic monthly forecasts compared to the actual reported values. Each month has 4 forecasts for the current month, month +1, month +2, and month +3. The light blue bars are representative of the forecast error for the current month forecasts only.

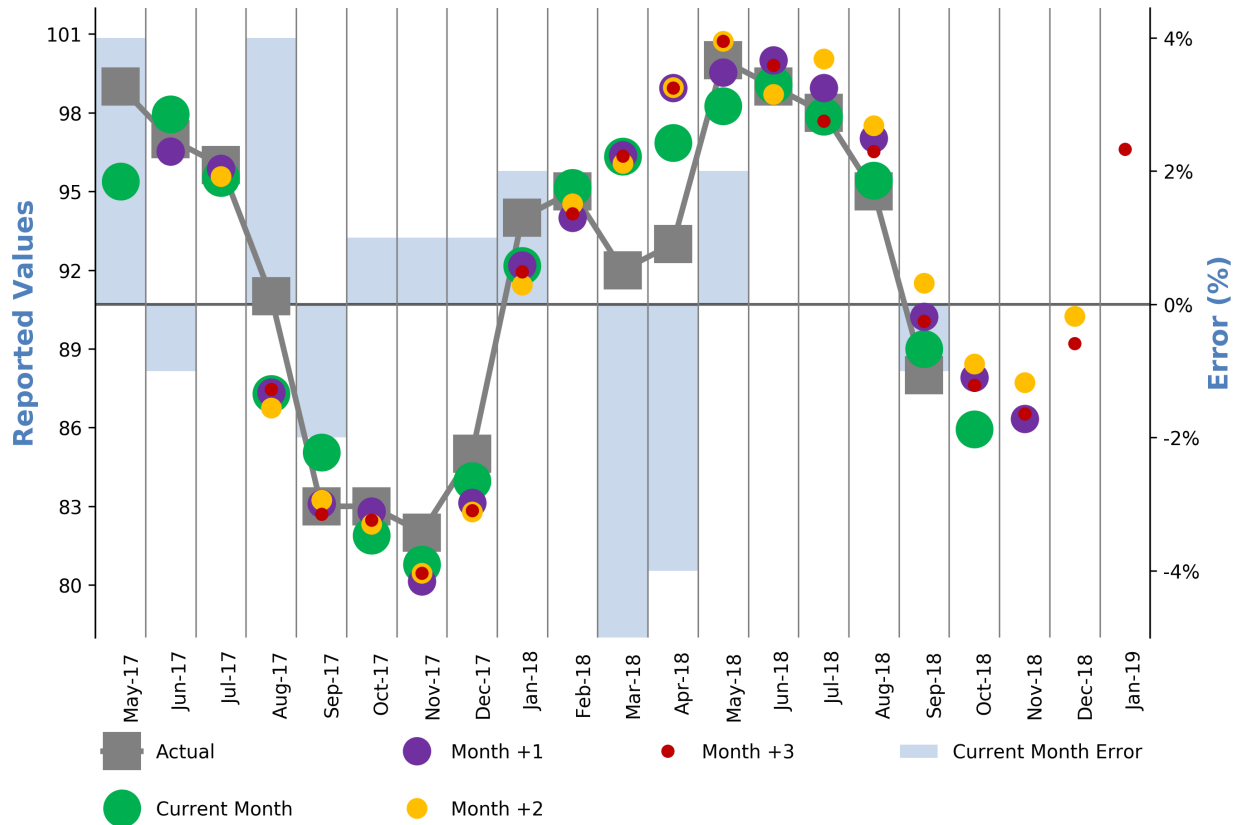
Judson Smith

Founder/CEO
smith@acclaimedlabs.com
207.415.4789:0

Darryl Seamans

Co-Founder/CTO
seamans@acclaimedlabs.com
207.899.0346:0

Monthly Reported Values



Keyword=flying to: (United States) Search Engine Forecast

Search Engine Forecast

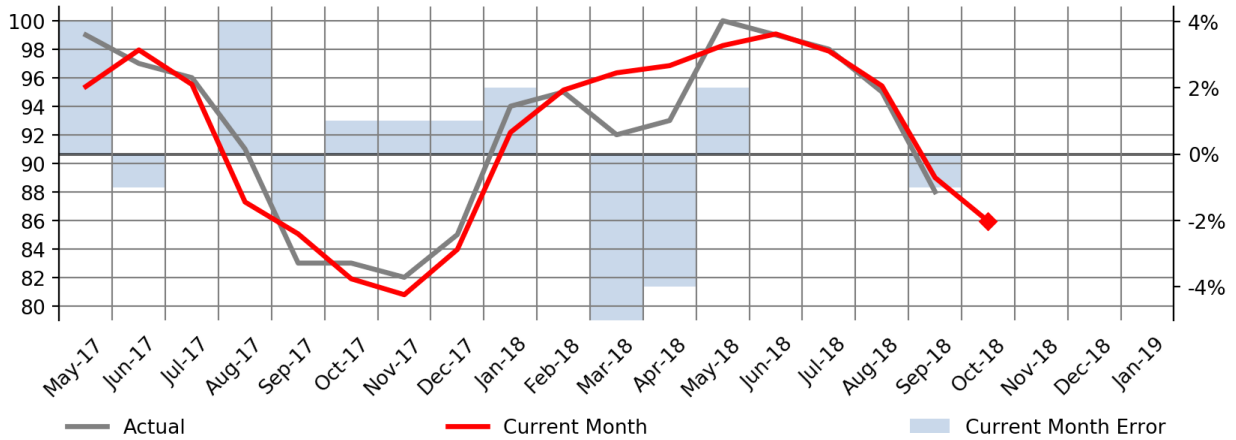
Judson Smith

Founder/CEO
smith@acclaimedlabs.com
207.415.4789:0

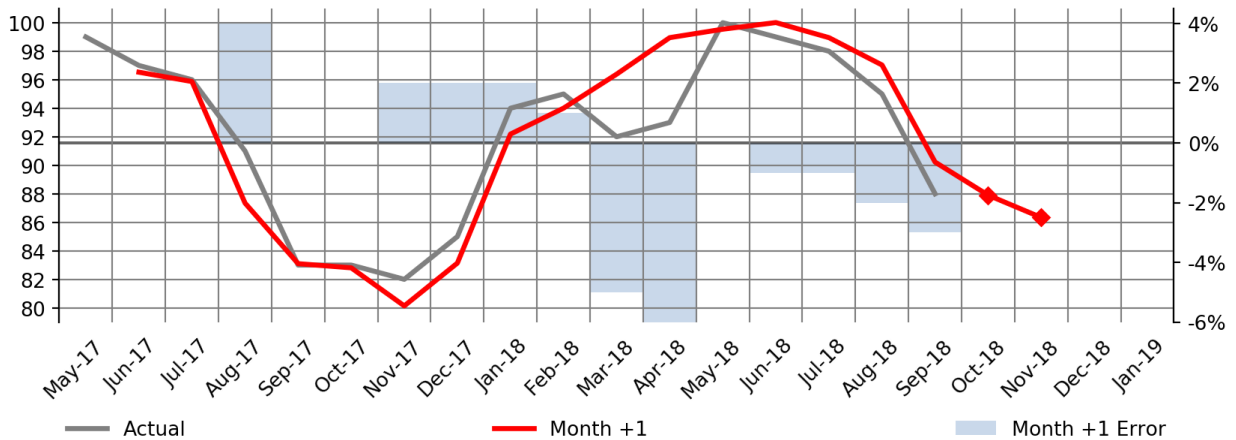
Darryl Seamans

Co-Founder/CTO
seamans@acclaimedlabs.com
207.899.0346:0

Current Month: Forecast vs. Actual



Month +1: Forecast vs. Actual





Keyword=flying to: (United States) Search Engine Forecast

Search Engine Forecast

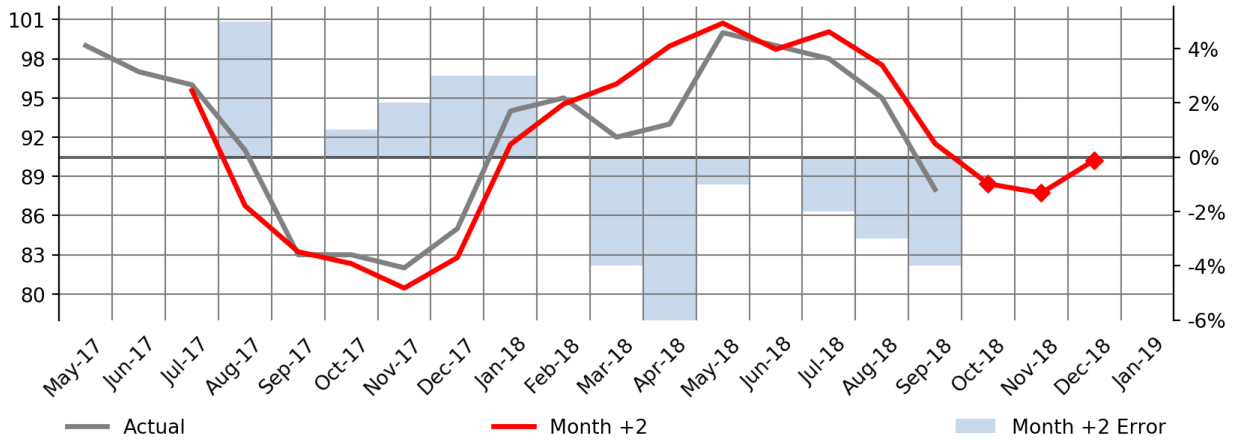
Judson Smith

Founder/CEO
smith@acclaimedlabs.com
207.415.4789:0

Darryl Seamans

Co-Founder/CTO
seamans@acclaimedlabs.com
207.899.0346:0

Month +2: Forecast vs. Actual



Month +3: Forecast vs. Actual

