

US Economic Strength October 2018 Forecast

October 2018 Forecast

Judson Smith

Founder/CEO

smith@acclaimedlabs.com

207.415.4789: 0

Darryl Seamans

Co-Founder/CTO

seamans@acclaimedlabs.com

207.899.0346: 0

September 2018 Reported Values

Reported Values

81

y/o/y %change

+5%

Current Forecasts (Reported Values)

Oct 2018

76

Nov 2018

65

Dec 2018

58

Jan 2019

65

Observations:

- **Forecasts are based on current candidate models. Each model will continue to be optimized to further increase accuracy. All forecasting is subject to high degrees of error due to market volatility and other unpredictable events.**

US Economic Strength October 2018 Forecast

October 2018 Forecast

Forecast vs. Errors in a Table. The table on the left below shows internal historically generated monthly forecasts for 05 2017 to 01 2019. Each new month of data generates 4 new forecasts for the current month, month +1, month +2, and month +3, in advance. Actual values are displayed in the middle of the table vs. forecast % errors displayed on the right side.

Judson Smith

Founder/CEO
smith@acclaimedlabs.com
207.415.4789:0

Darryl Seamans

Co-Founder/CTO
seamans@acclaimedlabs.com
207.899.0346:0

Month Forecasts (Values)					Actual Values	Month Error (%)			
Forecast Month	Current Month	Month +1	Month +2	Month +3		Current Month	Month +1	Month +2	Month +3
05-2017	93				87	-7			
06-2017	85	88			85	0	-4		
07-2017	80	80	84		85	5	4	0	
08-2017	78	76	76	80	79	0	2	2	-2
09-2017	76	76	74	74	77	0	0	2	2
10-2017	68	68	67	65	73	6	6	7	9
11-2017	62	60	60	60	62	0	2	2	2
12-2017	52	52	50	50	54	2	2	5	5
01-2018	63	62	62	60	60	-5	-4	-4	0
02-2018	68	69	69	68	68	-1	-2	-1	-1
03-2018	86	86	88	86	83	-3	-3	-6	-4
04-2018	99	101	102	104	98	-2	-4	-4	-6
05-2018	86	93	95	95	94	7	0	-1	-1
06-2018	90	80	89	91	91	0	11	1	0
07-2018	91	83	78	85	90	-1	7	13	4
08-2018	86	79	83	75	84	-3	5	0	10
09-2018	84	79	75	78	81	-3	2	6	2
10-2018	75	73	73	64					
11-2018		64	63	57					
12-2018			58	55					
01-2019				65					

US Economic Strength

October 2018 Forecast

October 2018 Forecast

The graph below is a visual representation of internally generated, historic monthly forecasts compared to the actual reported values. Each month has 4 forecasts for the current month, month +1, month +2, and month +3. The light blue bars are representative of the forecast error for the current month forecasts only.

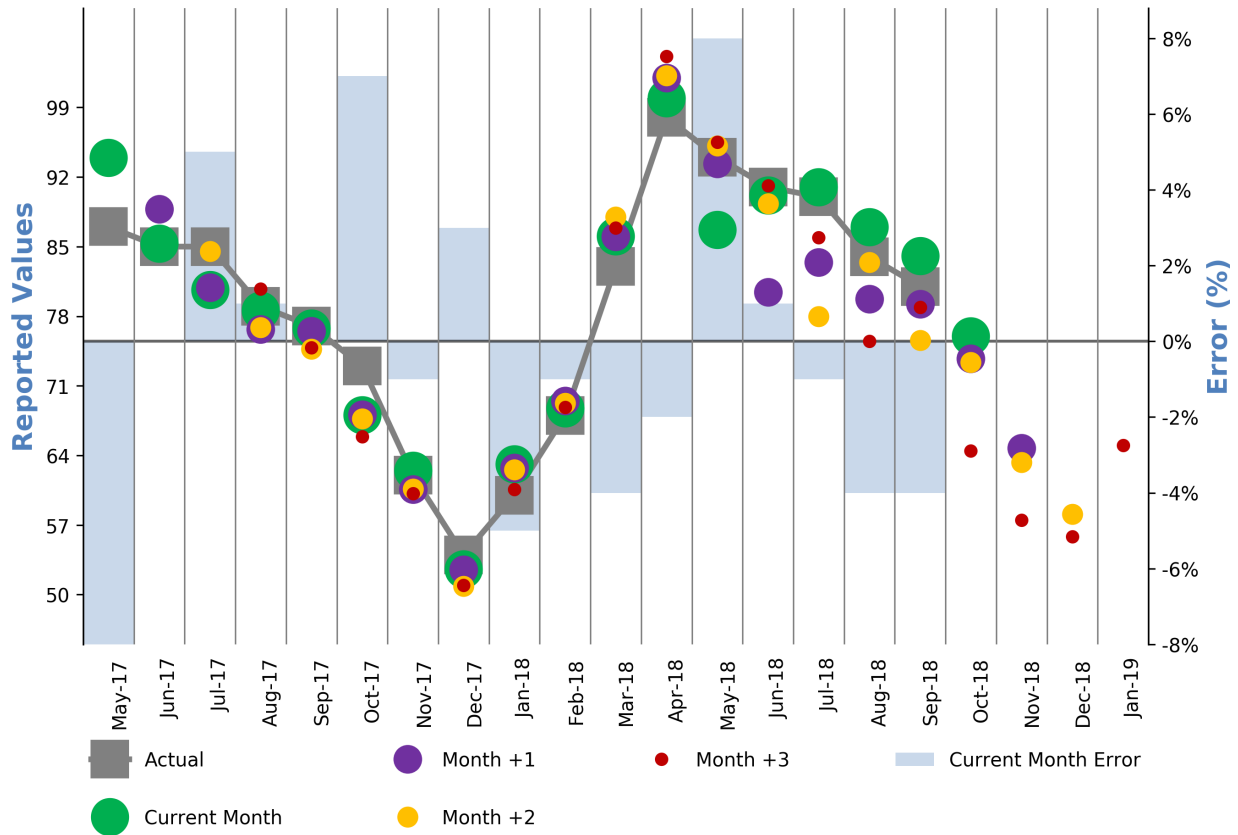
Judson Smith

Founder/CEO
smith@acclaimedlabs.com
207.415.4789:0

Darryl Seamans

Co-Founder/CTO
seamans@acclaimedlabs.com
207.899.0346:0

Monthly Reported Values



US Economic Strength October 2018 Forecast

October 2018 Forecast

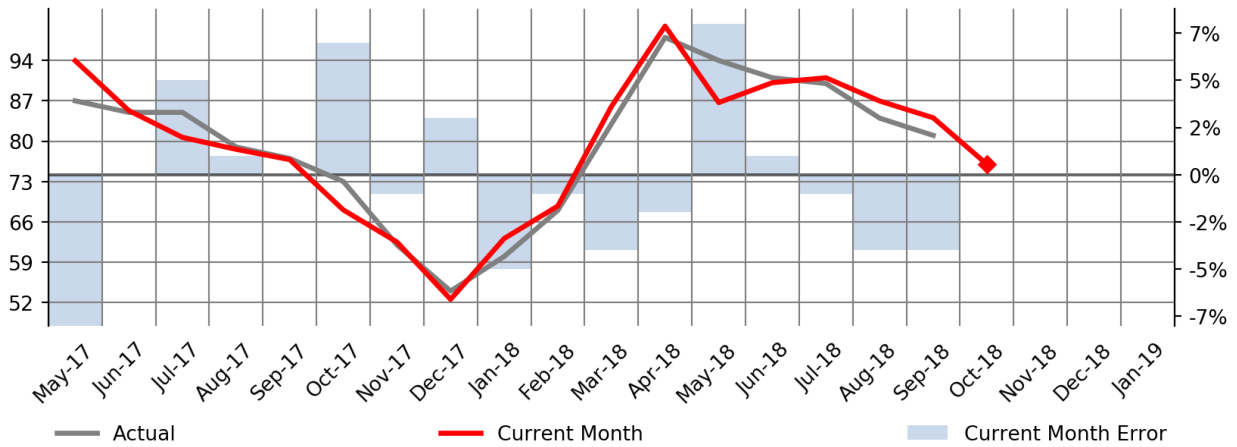
Judson Smith

Founder/CEO
smith@acclaimedlabs.com
207.415.4789:0

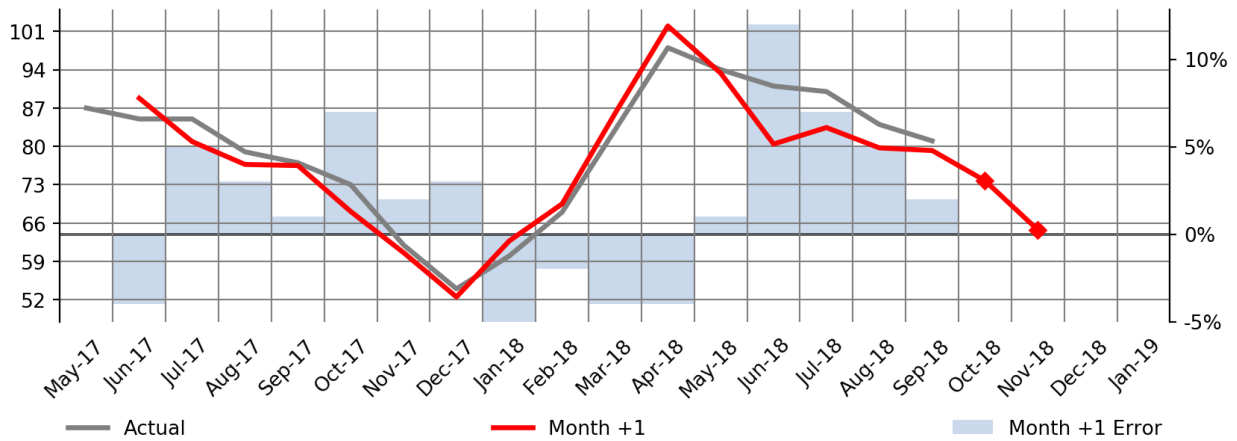
Darryl Seamans

Co-Founder/CTO
seamans@acclaimedlabs.com
207.899.0346:0

Current Month: Forecast vs. Actual



Month +1: Forecast vs. Actual



US Economic Strength October 2018 Forecast

October 2018 Forecast

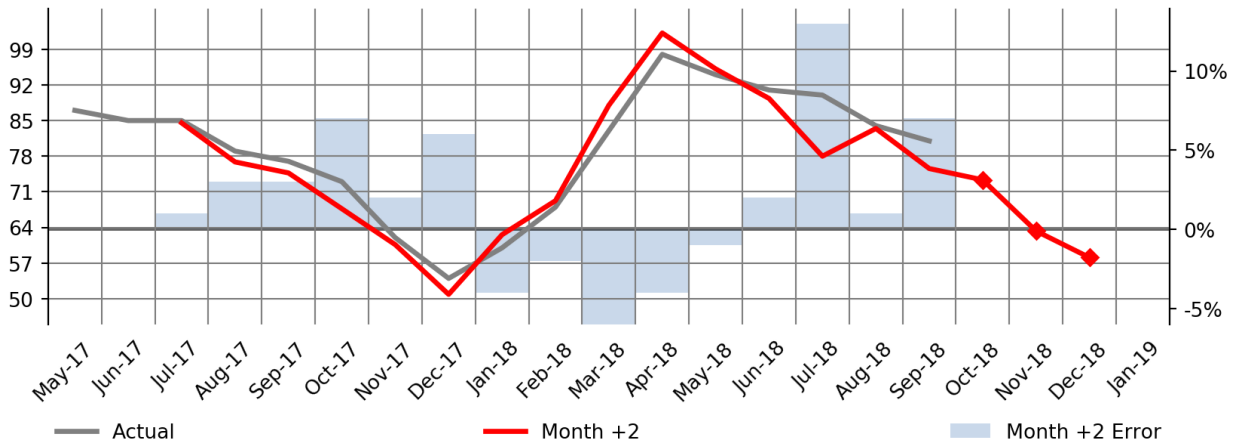
Judson Smith

Founder/CEO
smith@acclaimedlabs.com
207.415.4789:0

Darryl Seamans

Co-Founder/CTO
seamans@acclaimedlabs.com
207.899.0346:0

Month +2: Forecast vs. Actual



Month +3: Forecast vs. Actual

