

WEX Inc. 3Q18 Revenue Forecast Revenue

Revenue

Judson Smith

Founder/CEO

smith@acclaimedlabs.com

207.415.4789: 0

Darryl Seamans

Co-Founder/CTO

seamans@acclaimedlabs.com

207.899.0346: 0

2nd Quarter 2018 Reported Values

Reported Values

371

y/o/y %change

+22%

Current Forecasts (Reported Values)

Q3 2018

389

Q4 2018

387

Q1 2019

432

Q2 2019

432

Observations:

- **Forecasts are based on current candidate models. Each model will continue to be optimized to further increase accuracy. All forecasting is subject to high degrees of error due to market volatility and other unpredictable events.**

WEX Inc. 3Q18 Revenue Forecast

Revenue

Forecast vs. Errors in a Table. The table on the left below shows internal historically generated quarterly forecasts for 2014 Q2 to 2019 Q2. Each new quarter of data generates 4 new forecasts for the current quarter, quarter +1, quarter +2, and quarter +3, in advance. Actual values are displayed in the middle of the table vs. forecast % errors displayed on the right side.

Revenue

Judson Smith

Founder/CEO

smith@acclaimedlabs.com

207.415.4789:0

Darryl Seamans

Co-Founder/CTO

seamans@acclaimedlabs.com

207.899.0346:0

Quarter Forecasts (Values)					Actual Values	Quarter Error (%)			
Forecast Quarter	Current Quarter	Quarter +1	Quarter +2	Quarter +3		Current Quarter	Quarter +1	Quarter +2	Quarter +3
2014-Q2	192				202	4			
2014-Q3	209	198			222	5	10		
2014-Q4	218	204	192		212	-3	3	9	
2015-Q1	210	217	204	193	202	-4	-7	-1	4
2015-Q2	223	224	230	217	214	-4	-5	-7	-1
2015-Q3	230	236	232	239	226	-1	-4	-3	-5
2015-Q4	213	224	236	229	213	0	-5	-11	-7
2016-Q1	210	220	249	216	206	-2	-6	-21	-5
2016-Q2	223	223	234	243	234	4	4	0	-4
2016-Q3	246	243	256	243	288	14	15	11	15
2016-Q4	273	232	252	227	291	6	20	13	21
2017-Q1	298	266	239	234	291	-2	8	17	19
2017-Q2	329	324	299	247	304	-8	-6	1	18
2017-Q3	319	368	375	313	324	1	-13	-16	3
2017-Q4	319	318	364	345	331	3	3	-10	-4
2018-Q1	339	328	340	345	355	4	7	4	2
2018-Q2	377	369	376	344	371	-1	0	-1	7
2018-Q3	388	417	409	372					
2018-Q4		386	445	386					
2019-Q1			431	422					
2019-Q2				432					

WEX Inc. 3Q18 Revenue Forecast

Revenue

Revenue

The graph below is a visual representation of internally generated, historic quarterly forecasts compared to the actual reported values. Each quarter has 4 forecasts for the current quarter, quarter +1, quarter +2, and quarter +3. The light blue bars are representative of the forecast error for the current quarter forecasts only.

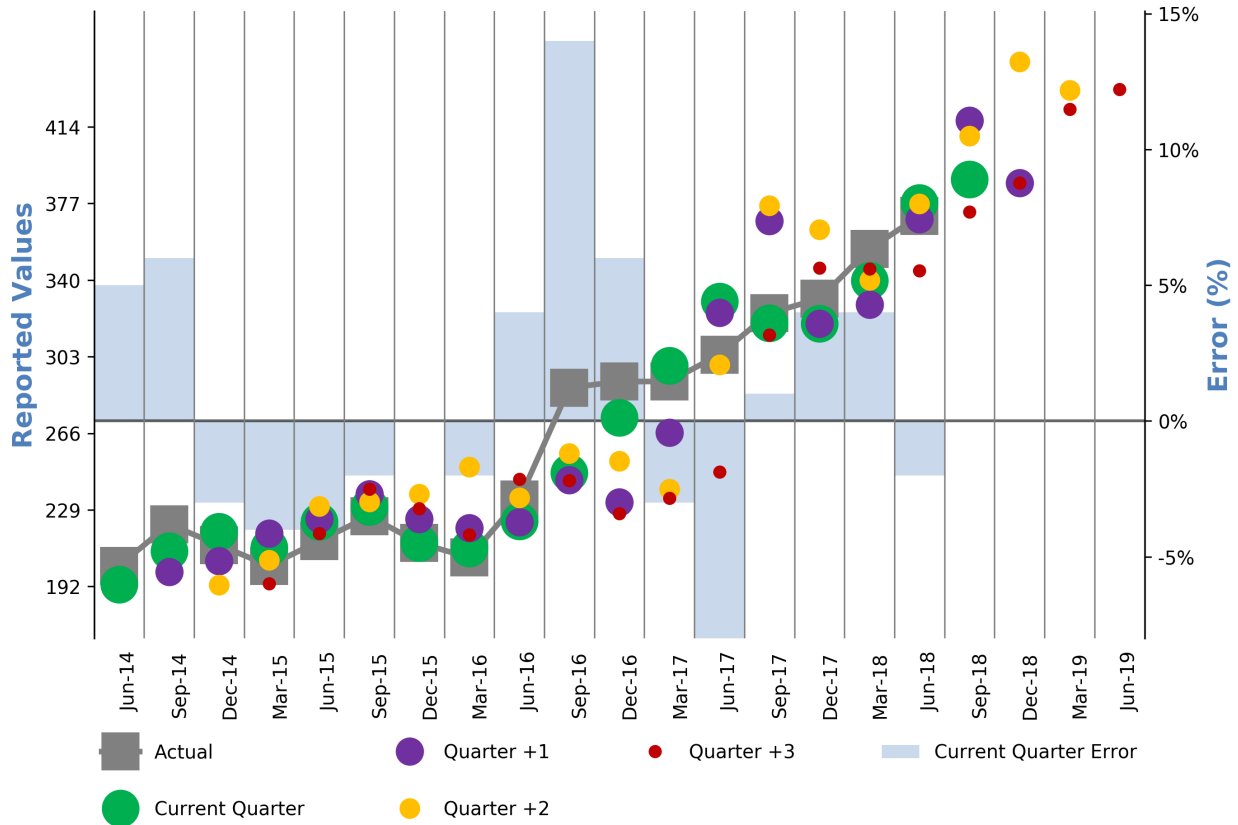
Judson Smith

Founder/CEO
smith@acclaimedlabs.com
207.415.4789:0

Darryl Seamans

Co-Founder/CTO
seamans@acclaimedlabs.com
207.899.0346:0

Quarterly Reported Values





WEX Inc. 3Q18 Revenue Forecast

Revenue

Revenue

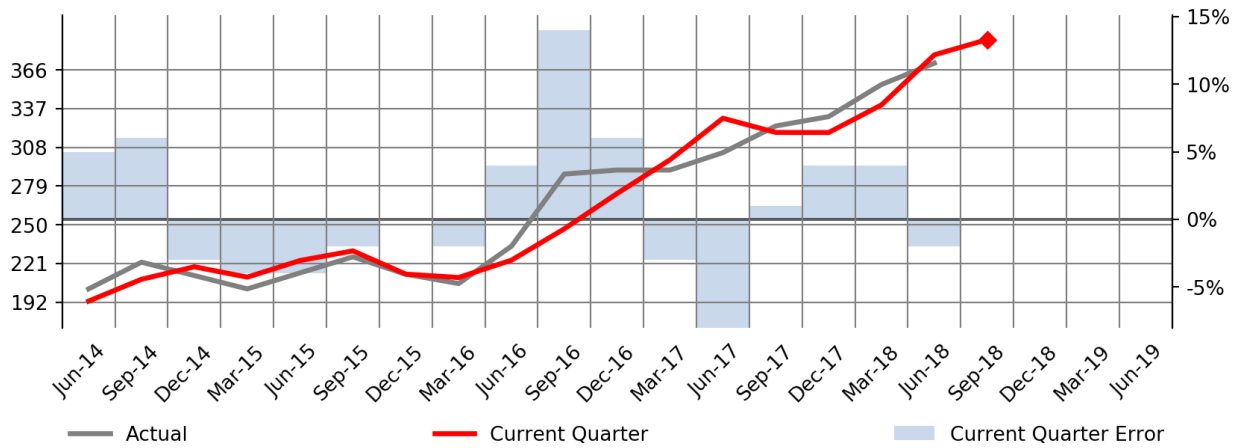
Judson Smith

Founder/CEO
smith@acclaimedlabs.com
207.415.4789:0

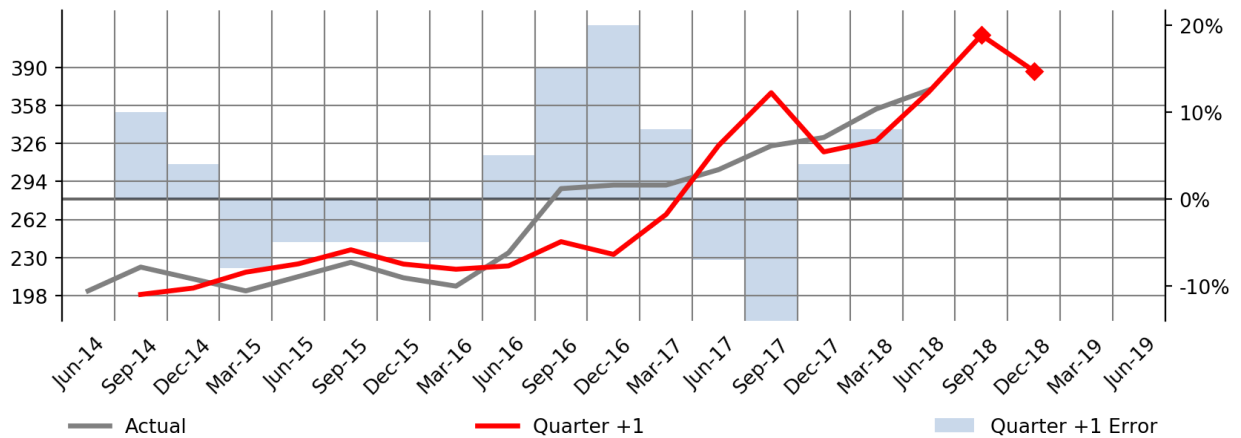
Darryl Seamans

Co-Founder/CTO
seamans@acclaimedlabs.com
207.899.0346:0

Current Quarter: Forecast vs. Actual



Quarter +1: Forecast vs. Actual



WEX Inc. 3Q18 Revenue Forecast

Revenue

Revenue

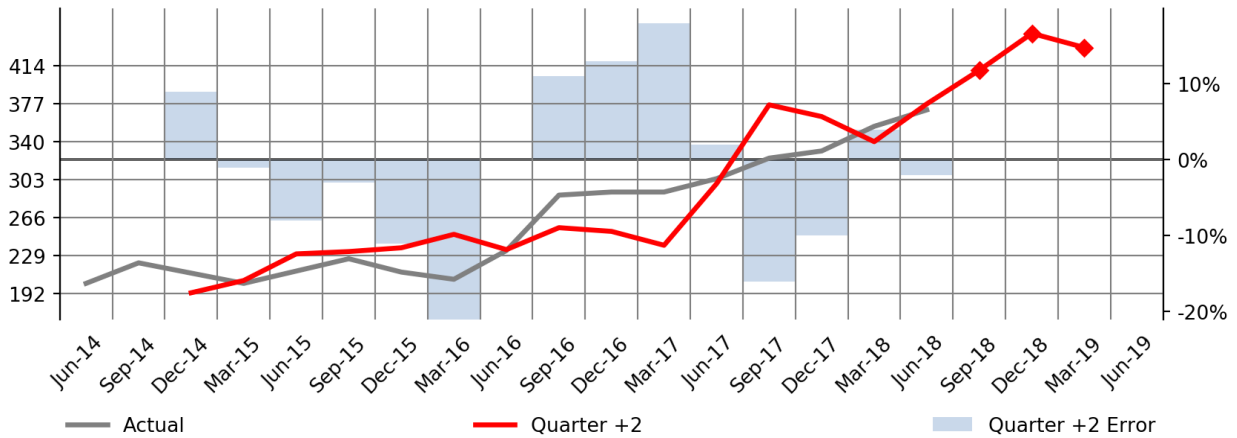
Judson Smith

Founder/CEO
smith@acclaimedlabs.com
207.415.4789:0

Darryl Seamans

Co-Founder/CTO
seamans@acclaimedlabs.com
207.899.0346:0

Quarter +2: Forecast vs. Actual



Quarter +3: Forecast vs. Actual

