

WEX Inc (WEX) \$Millions Quarterly Revenue Forecast

Quarterly Revenue Forecast

Judson Smith

Founder/CEO

smith@acclaimedlabs.com

207.415.4789: 0

Darryl Seamans

Co-Founder/CTO

seamans@acclaimedlabs.com

207.899.0346: 0

3rd Quarter 2018 Reported Values

Reported Values

383

y/o/y %change

+18%

Current Forecasts (Reported Values)

Q4 2018

392

Q1 2019

421

Q2 2019

425

Q3 2019

440

Observations:

- **Forecasts are based on current candidate models. Each model will continue to be optimized to further increase accuracy. All forecasting is subject to high degrees of error due to market volatility and other unpredictable events.**

WEX Inc (WEX) \$Millions Quarterly Revenue Forecast

Forecast vs. Errors in a Table. The table on the left below shows internal historically generated quarterly forecasts for 2014 Q3 to 2019 Q3. Each new quarter of data generates 4 new forecasts for the current quarter, quarter +1, quarter +2, and quarter +3, in advance. Actual values are displayed in the middle of the table vs. forecast % errors displayed on the right side.

Quarterly Revenue Forecast

Judson Smith

Founder/CEO

smith@acclaimedlabs.com

207.415.4789:0

Darryl Seamans

Co-Founder/CTO

seamans@acclaimedlabs.com

207.899.0346:0

Quarter Forecasts (Values)					Actual Values	Quarter Error (%)			
Forecast Quarter	Current Quarter	Quarter +1	Quarter +2	Quarter +3		Current Quarter	Quarter +1	Quarter +2	Quarter +3
2014-Q3	209				222	5			
2014-Q4	218	204			212	-3	3		
2015-Q1	210	217	204		202	-4	-7	-1	
2015-Q2	215	224	230	217	214	0	-5	-7	-1
2015-Q3	246	224	232	239	226	-9	0	-3	-5
2015-Q4	219	271	218	229	213	-3	-27	-2	-7
2016-Q1	214	223	219	217	206	-3	-8	-6	-5
2016-Q2	224	244	240	226	234	4	-4	-2	3
2016-Q3	254	247	246	249	288	11	13	14	13
2016-Q4	281	267	234	244	291	3	8	19	15
2017-Q1	307	306	240	225	291	-5	-5	17	22
2017-Q2	339	356	308	258	304	-11	-17	-1	14
2017-Q3	341	410	369	325	324	-5	-26	-14	0
2017-Q4	325	354	362	337	331	1	-7	-9	-1
2018-Q1	343	351	325	348	355	3	0	8	1
2018-Q2	377	383	353	329	371	-1	-3	4	11
2018-Q3	396	432	385	367	383	-3	-13	0	4
2018-Q4	392	429	418	380					
2019-Q1		421	412	423					
2019-Q2			425	430					
2019-Q3				439					

WEX Inc (WEX) \$Millions Quarterly Revenue Forecast

Quarterly Revenue Forecast

The graph below is a visual representation of internally generated, historic quarterly forecasts compared to the actual reported values. Each quarter has 4 forecasts for the current quarter, quarter +1, quarter +2, and quarter +3. The light blue bars are representative of the forecast error for the current quarter forecasts only.

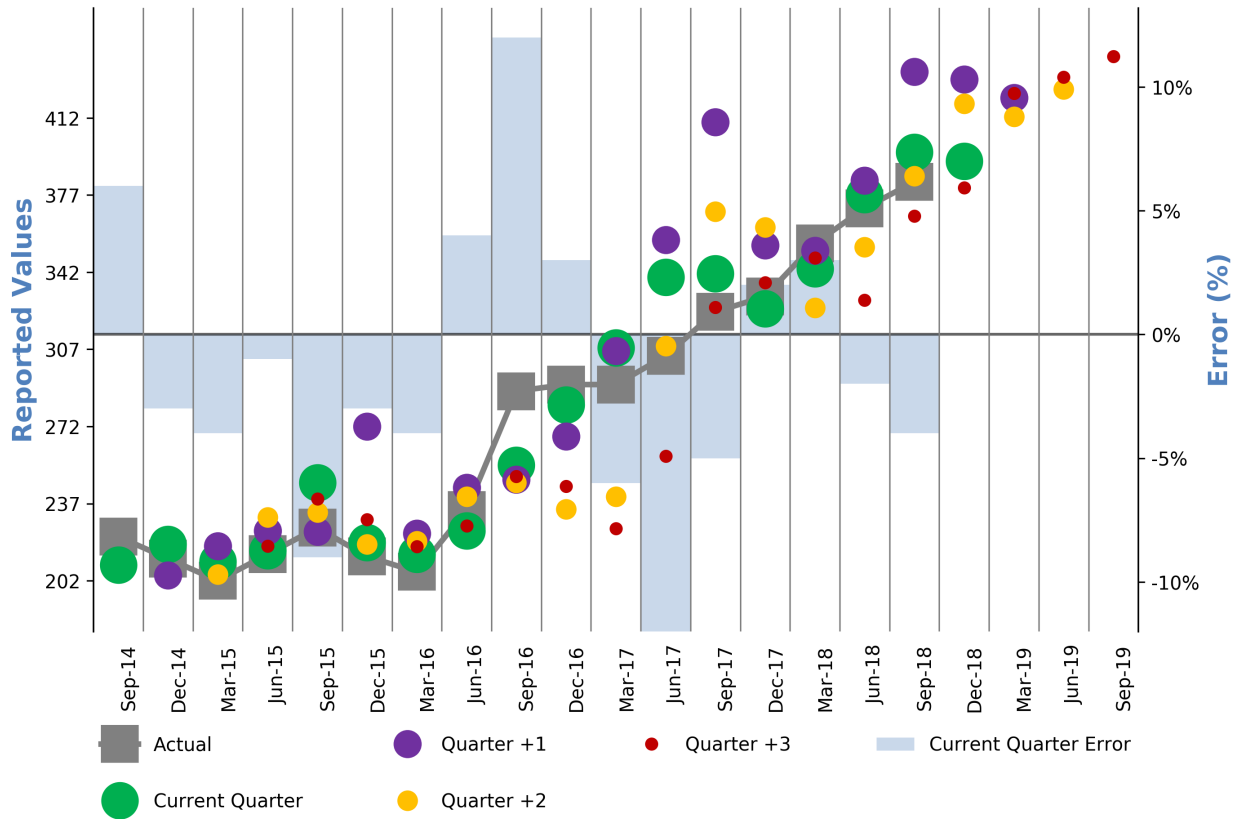
Judson Smith

Founder/CEO
smith@acclaimedlabs.com
207.415.4789:0

Darryl Seamans

Co-Founder/CTO
seamans@acclaimedlabs.com
207.899.0346:0

Quarterly Reported Values



WEX Inc (WEX) \$Millions

Quarterly Revenue Forecast

Quarterly Revenue Forecast

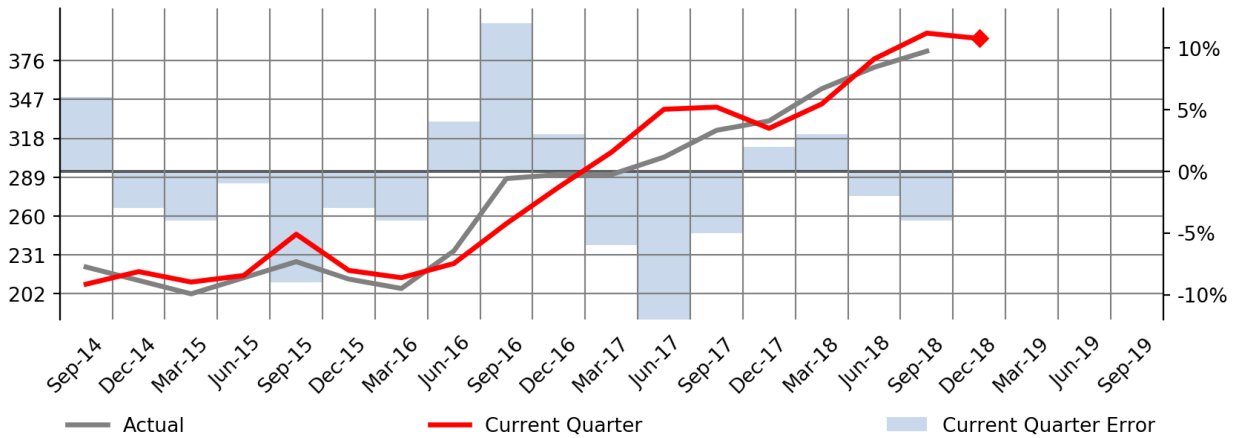
Judson Smith

Founder/CEO
smith@acclaimedlabs.com
207.415.4789:0

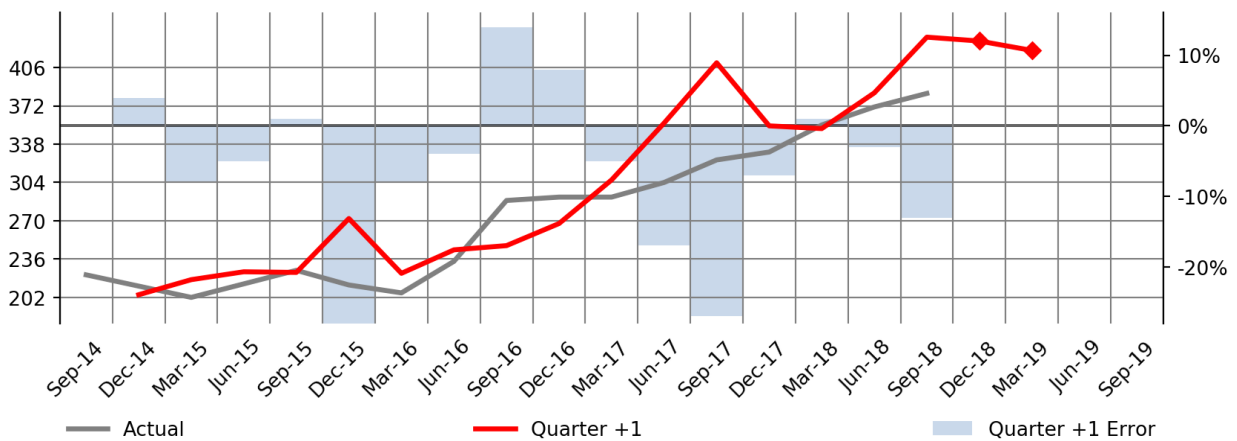
Darryl Seamans

Co-Founder/CTO
seamans@acclaimedlabs.com
207.899.0346:0

Current Quarter: Forecast vs. Actual



Quarter +1: Forecast vs. Actual





WEX Inc (WEX) \$Millions

Quarterly Revenue Forecast

Quarterly Revenue Forecast

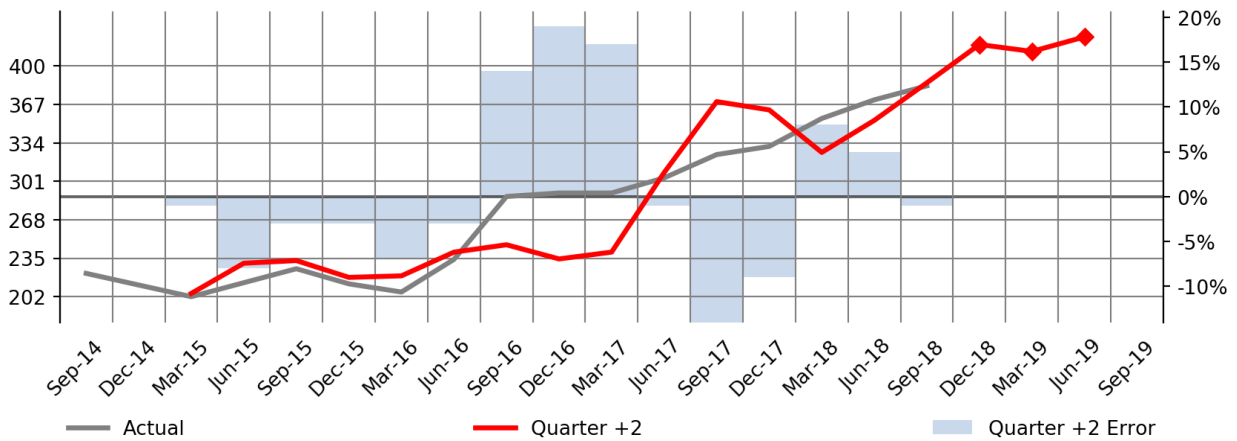
Judson Smith

Founder/CEO
smith@acclaimedlabs.com
207.415.4789:0

Darryl Seamans

Co-Founder/CTO
seamans@acclaimedlabs.com
207.899.0346:0

Quarter +2: Forecast vs. Actual



Quarter +3: Forecast vs. Actual

