

## **Luggage: (United States)** Search Term Monthly Forecast

### Search Term Monthly Forecast

**Judson Smith**

Founder/CEO

smith@acclaimedlabs.com

207.415.4789: 0

**Darryl Seamans**

Co-Founder/CTO

seamans@acclaimedlabs.com

207.899.0346: 0

### September 2018 Reported Values

Reported Values

**73**

y/o/y %change

**+7%**

### Current Forecasts (Reported Values)

Oct 2018

**71**

Nov 2018

**89**

Dec 2018

**96**

Jan 2019

**77**

### Observations:

- **Forecasts are based on current candidate models. Each model will continue to be optimized to further increase accuracy. All forecasting is subject to high degrees of error due to market volatility and other unpredictable events.**

# Luggage: (United States)

## Search Term Monthly Forecast

Search Term Monthly Forecast

Forecast vs. Errors in a Table. The table on the left below shows internal historically generated monthly forecasts for 05 2017 to 01 2019. Each new month of data generates 4 new forecasts for the current month, month +1, month +2, and month +3, in advance. Actual values are displayed in the middle of the table vs. forecast % errors displayed on the right side.

**Judson Smith**

Founder/CEO  
smith@acclaimedlabs.com  
207.415.4789:0

**Darryl Seamans**

Co-Founder/CTO  
seamans@acclaimedlabs.com  
207.899.0346:0

Month Forecasts (Values)					Actual Values	Month Error (%)			
Forecast Month	Current Month	Month +1	Month +2	Month +3		Current Month	Month +1	Month +2	Month +3
05-2017	81				79	-3			
06-2017	84	85			87	3	1		
07-2017	85	83	85		91	6	8	6	
08-2017	80	77	76	77	81	0	4	5	4
09-2017	67	67	65	63	68	0	0	4	5
10-2017	62	62	62	60	66	4	5	5	8
11-2017	80	78	78	78	86	5	8	8	8
12-2017	95	92	89	89	90	-6	-2	0	0
01-2018	73	75	73	71	71	-3	-6	-3	0
02-2018	68	70	72	70	71	3	1	-2	1
03-2018	79	78	79	82	81	1	3	1	-2
04-2018	79	78	77	78	81	1	2	4	2
05-2018	91	90	90	88	89	-2	-2	-1	0
06-2018	99	101	97	96	99	0	-2	1	2
07-2018	100	101	97	97	100	0	-1	2	2
08-2018	92	94	88	89	86	-7	-10	-3	-4
09-2018	75	78	77	73	73	-3	-7	-6	0
10-2018	70	76	77	73					
11-2018		89	85	90					
12-2018			95	96					
01-2019				77					

# Luggage: (United States)

## Search Term Monthly Forecast

Search Term Monthly Forecast

The graph below is a visual representation of internally generated, historic monthly forecasts compared to the actual reported values. Each month has 4 forecasts for the current month, month +1, month +2, and month +3. The light blue bars are representative of the forecast error for the current month forecasts only.

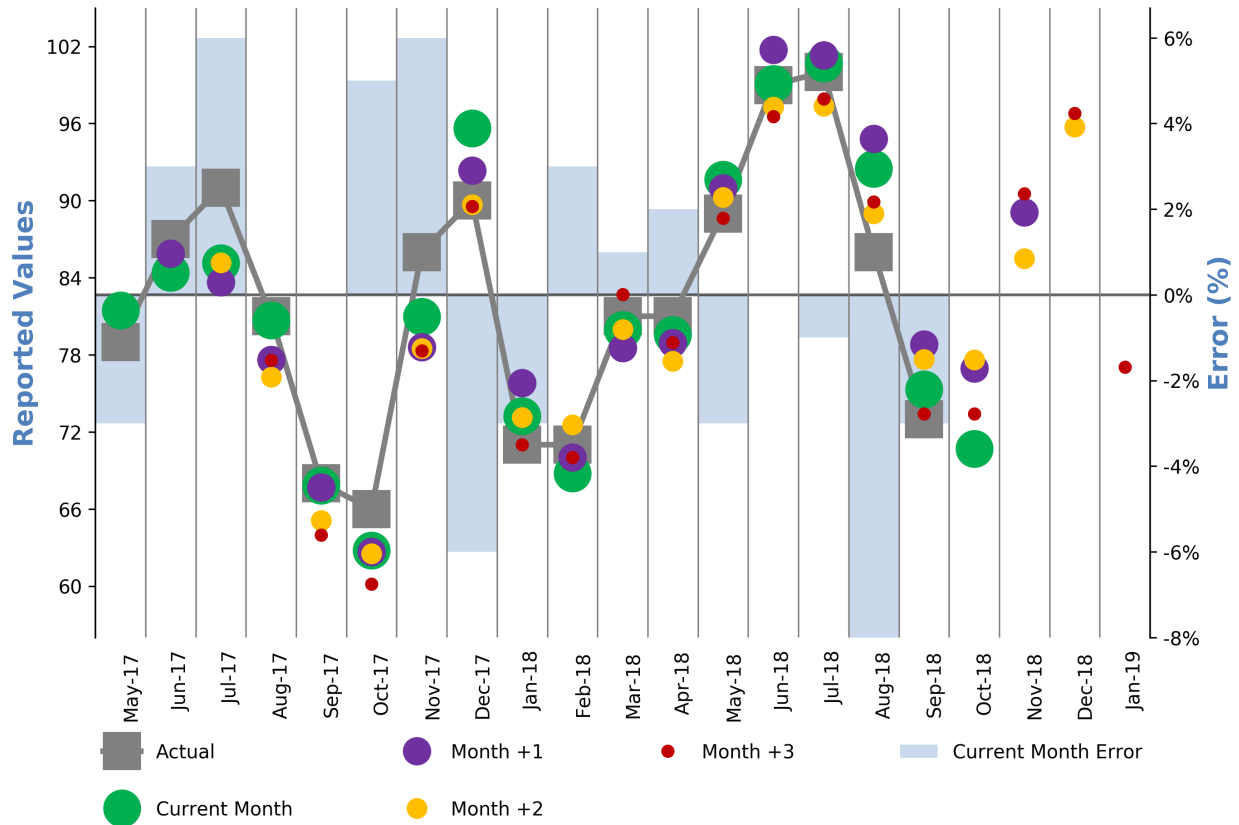
**Judson Smith**

Founder/CEO  
smith@acclaimedlabs.com  
207.415.4789:0

**Darryl Seamans**

Co-Founder/CTO  
seamans@acclaimedlabs.com  
207.899.0346:0

### Monthly Reported Values



# Luggage: (United States) Search Term Monthly Forecast

Search Term Monthly Forecast

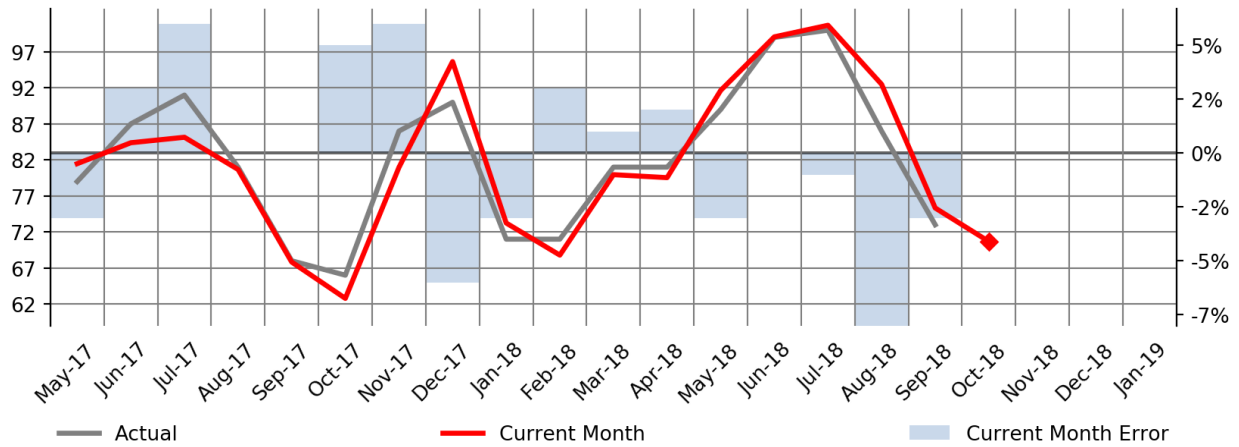
**Judson Smith**

Founder/CEO  
smith@acclaimedlabs.com  
207.415.4789:0

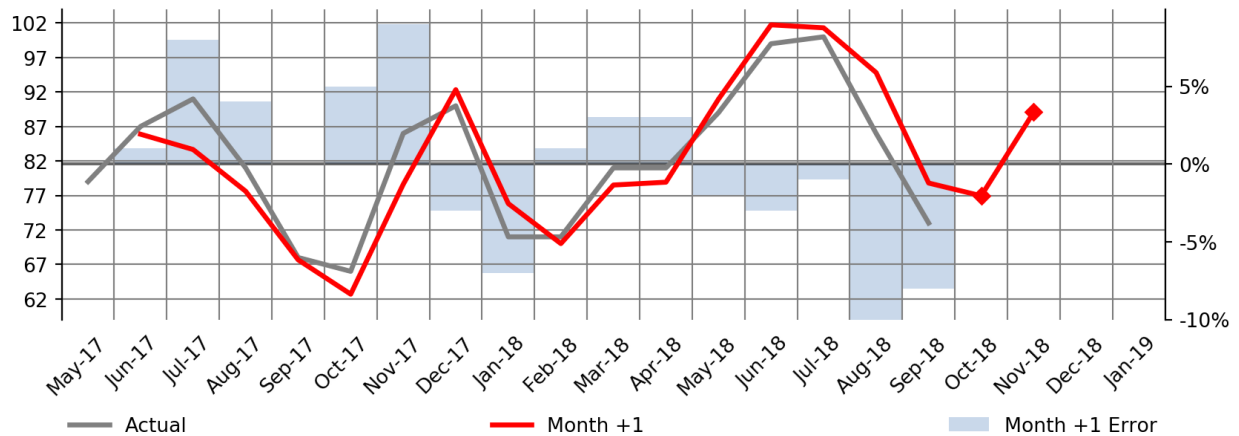
**Darryl Seamans**

Co-Founder/CTO  
seamans@acclaimedlabs.com  
207.899.0346:0

## Current Month: Forecast vs. Actual



## Month +1: Forecast vs. Actual



# Luggage: (United States) Search Term Monthly Forecast

Search Term Monthly Forecast

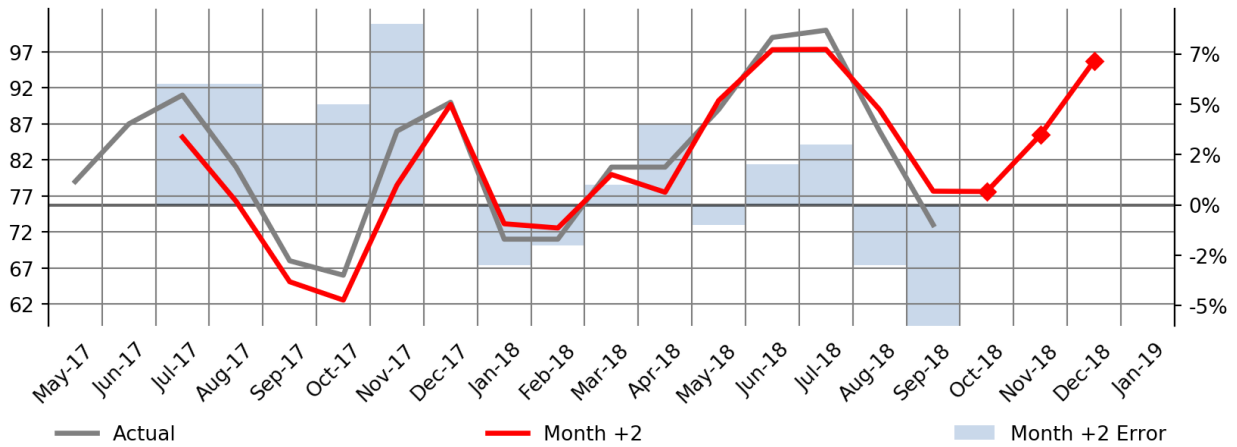
**Judson Smith**

Founder/CEO  
smith@acclaimedlabs.com  
207.415.4789:0

**Darryl Seamans**

Co-Founder/CTO  
seamans@acclaimedlabs.com  
207.899.0346:0

## Month +2: Forecast vs. Actual



## Month +3: Forecast vs. Actual

