

Delta (DAL) Number of Domestic Flights ATL Airport

ATL Airport

Judson Smith

Founder/CEO

smith@acclaimedlabs.com

207.415.4789: 0

Darryl Seamans

Co-Founder/CTO

seamans@acclaimedlabs.com

207.899.0346: 0

August 2018 Reported Values

Reported Values

21,928

y/o/y %change

+2%

Current Forecasts (Reported Values)

Sep 2018

18572

Oct 2018

20904

Nov 2018

19803

Dec 2018

17529

Observations:

-

All forecasting is subject to high degrees of error due to market volatility and other unpredictable events.

Delta (DAL) Number of Domestic Flights ATL Airport

ATL Airport

The table below shows historical actual monthly reported values versus internally-generated forecasts for 04 2017 to 12 2018. Each month has a reported values forecast for the current month, month +1, month +2, and month +3. Actual reported values are displayed in the middle of the table, and forecast errors are displayed on the right side of the table.

Judson Smith

Founder/CEO

smith@acclaimedlabs.com

207.415.4789:0

Darryl Seamans

Co-Founder/CTO

seamans@acclaimedlabs.com

207.899.0346:0

Month Forecasts (Values)					Actual Values	Month Error (%)			
Forecast Month	Current Month	Month +1	Month +2	Month +3		Current Month	Month +1	Month +2	Month +3
04-2017	20594				19292	-6			
05-2017	21638	21638			21298	-1	-1		
06-2017	21415	21415	21415		20910	-2	-2	-2	
07-2017	21659	21659	21659	21659	21320	-1	-1	-1	-1
08-2017	21390	21390	21390	21390	21507	0	0	0	0
09-2017	20323	20323	20323	20323	19116	-6	-6	-6	-6
10-2017	21408	21408	21408	21408	20811	-2	-2	-2	-2
11-2017	20412	20412	20412	20412	19731	-3	-3	-3	-3
12-2017	19367	19367	19367	19367	18000	-7	-7	-7	-7
01-2018	18908	18908	18908	18908	18643	-1	-1	-1	-1
02-2018	17795	17795	17795	17795	17803	0	0	0	0
03-2018	20885	20885	20885	20885	21143	1	1	1	1
04-2018	19273	19292	19292	19292	20621	6	6	6	6
05-2018	20020	21140	21298	21298	21393	6	1	0	0
06-2018	19732	20521	20643	20910	20982	5	2	1	0
07-2018	19588	21314	19884	19131	21672	9	1	8	11
08-2018	20143	21170	21404	18447	21928	8	3	2	15
09-2018	18572	19386	19631	18111					
10-2018		20903	21001	19110					
11-2018			19802	18478					
12-2018				17528					

Delta (DAL) Number of Domestic Flights ATL Airport

ATL Airport

The graph below is a visual representation of actual monthly reported values versus internally-generated forecasts. Each month has a reported values forecast for the current month, month +1, month +2, and month +3. The light blue bars are representative of the forecast error for the current month forecasts only.

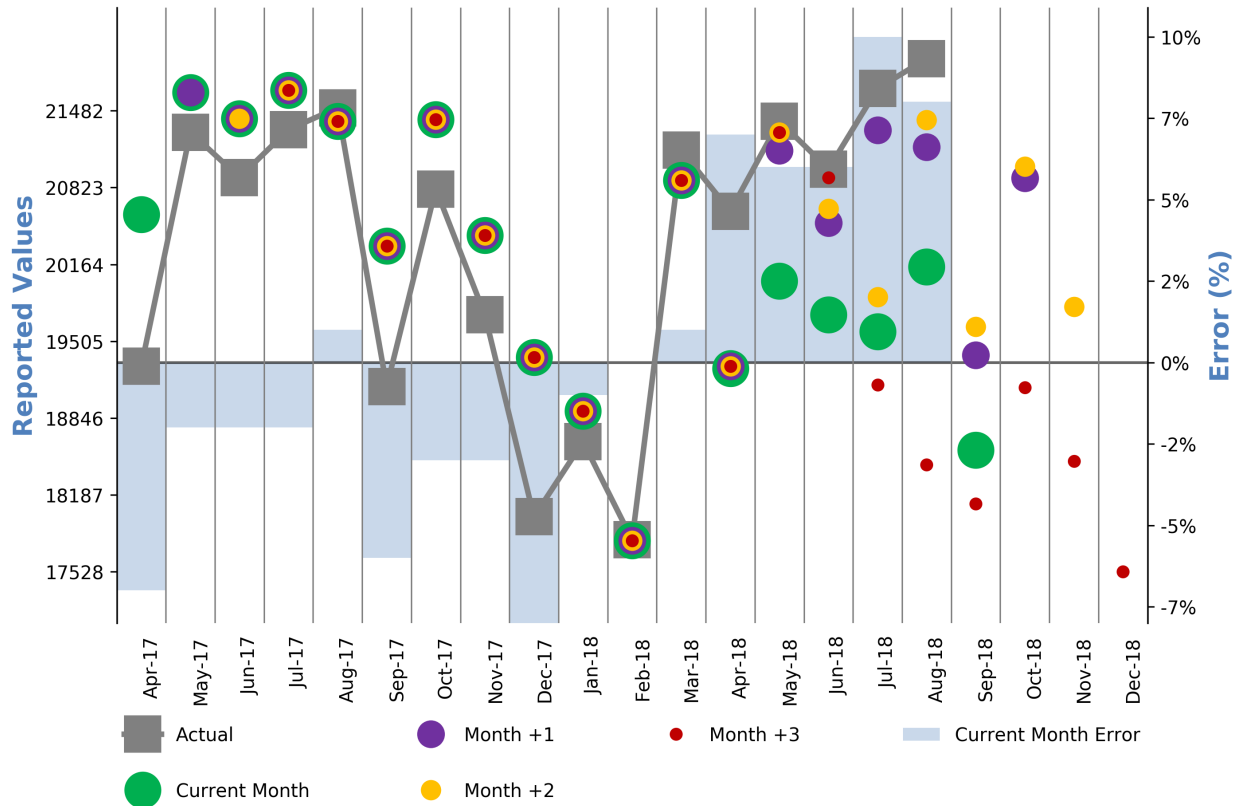
Judson Smith

Founder/CEO
smith@acclaimedlabs.com
207.415.4789:0

Darryl Seamans

Co-Founder/CTO
seamans@acclaimedlabs.com
207.899.0346:0

Monthly Reported Values



Delta (DAL) Number of Domestic Flights ATL Airport

ATL Airport

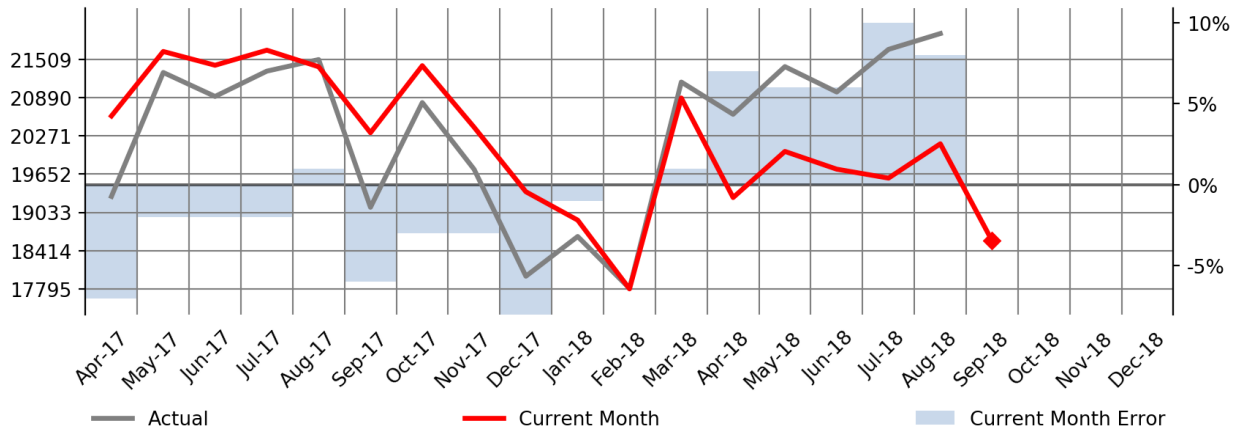
Judson Smith

Founder/CEO
smith@acclaimedlabs.com
207.415.4789:0

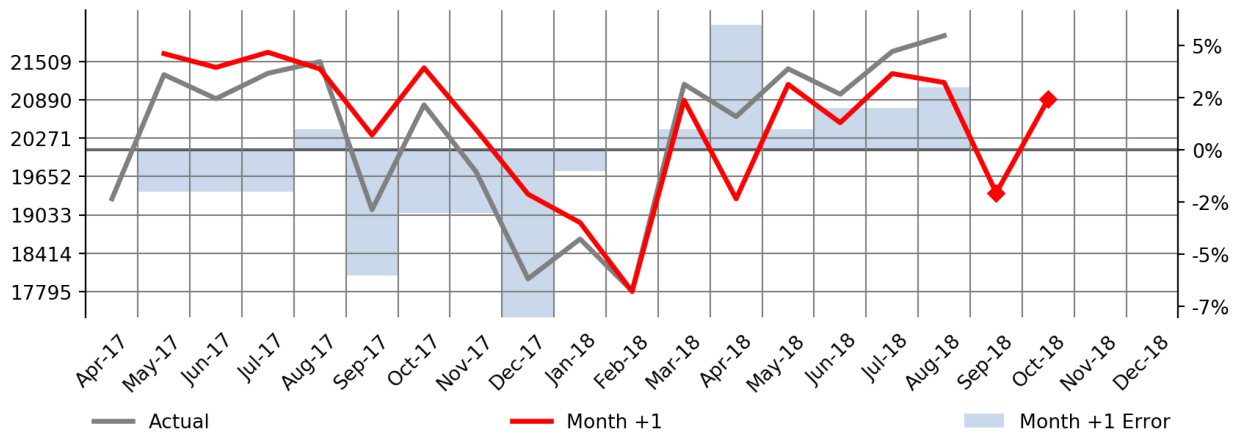
Darryl Seamans

Co-Founder/CTO
seamans@acclaimedlabs.com
207.899.0346:0

Current Month: Forecast vs. Actual



Month +1: Forecast vs. Actual



Delta (DAL) Number of Domestic Flights ATL Airport

ATL Airport

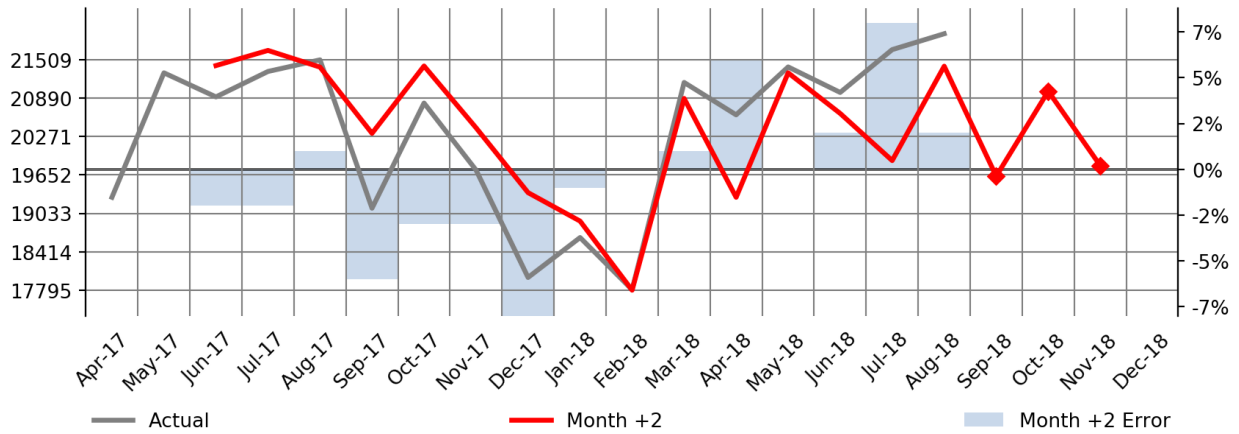
Judson Smith

Founder/CEO
smith@acclaimedlabs.com
207.415.4789:0

Darryl Seamans

Co-Founder/CTO
seamans@acclaimedlabs.com
207.899.0346:0

Month +2: Forecast vs. Actual



Month +3: Forecast vs. Actual

