

Sabre Corporation (SABR) Revenue Forecast Quarterly in Millions (US \$)

Quarterly in Millions (US \$)

Judson Smith

Founder/CEO

smith@acclaimedlabs.com

207.415.4789: 0

Darryl Seamans

Co-Founder/CTO

seamans@acclaimedlabs.com

207.899.0346: 0

3rd Quarter 2018 Reported Values

Reported Values

970

y/o/y %change

+8%

Current Forecasts (Reported Values)

Q4 2018

971

Q1 2019

1008

Q2 2019

1017

Q3 2019

1018

Observations:

-

All forecasting is subject to high degrees of error due to market volatility and other unpredictable events.

Sabre Corporation (SABR) Revenue Forecast Quarterly in Millions (US \$)

Quarterly in Millions (US \$)

The table below shows historical actual quarterly reported values versus internally-generated forecasts for 2014 Q3 to 2019 Q3.

Each quarter has a reported values forecast for the current quarter, quarter +1, quarter +2, and quarter +3. Actual reported values are displayed in the middle of the table, and forecast errors are displayed on the right side of the table.

Judson Smith

Founder/CEO

smith@acclaimedlabs.com

207.415.4789:0

Darryl Seamans

Co-Founder/CTO

seamans@acclaimedlabs.com

207.899.0346:0

Quarter Forecasts (Values)					Actual Values	Quarter Error (%)			
Forecast Quarter	Current Quarter	Quarter +1	Quarter +2	Quarter +3		Current Quarter	Quarter +1	Quarter +2	Quarter +3
2014-Q3	588				672	12			
2014-Q4	659	549			646	-2	14		
2015-Q1	647	660	510		710	8	6	28	
2015-Q2	694	644	661	471	707	1	8	6	33
2015-Q3	707	703	641	662	785	9	10	18	15
2015-Q4	736	716	712	638	758	2	5	5	15
2016-Q1	751	745	725	721	859	12	13	15	15
2016-Q2	789	760	754	734	845	6	10	10	13
2016-Q3	816	798	769	763	838	2	4	8	8
2016-Q4	832	825	807	778	829	0	0	2	6
2017-Q1	1006	841	834	816	915	-10	8	8	10
2017-Q2	909	897	850	843	900	-1	0	5	6
2017-Q3	1035	965	964	859	900	-15	-7	-7	4
2017-Q4	904	920	906	807	881	-2	-4	-2	8
2018-Q1	1140	932	925	912	988	-15	5	6	7
2018-Q2	1100	973	938	931	984	-11	1	4	5
2018-Q3	1045	1006	1019	943	970	-7	-3	-5	2
2018-Q4	970	996	977	889					
2019-Q1		1007	1001	982					
2019-Q2			1016	1013					
2019-Q3				1018					

Sabre Corporation (SABR) Revenue Forecast

Quarterly in Millions (US \$)

Judson Smith

Founder/CEO

smith@acclaimedlabs.com

207.415.4789:0

Darryl Seamans

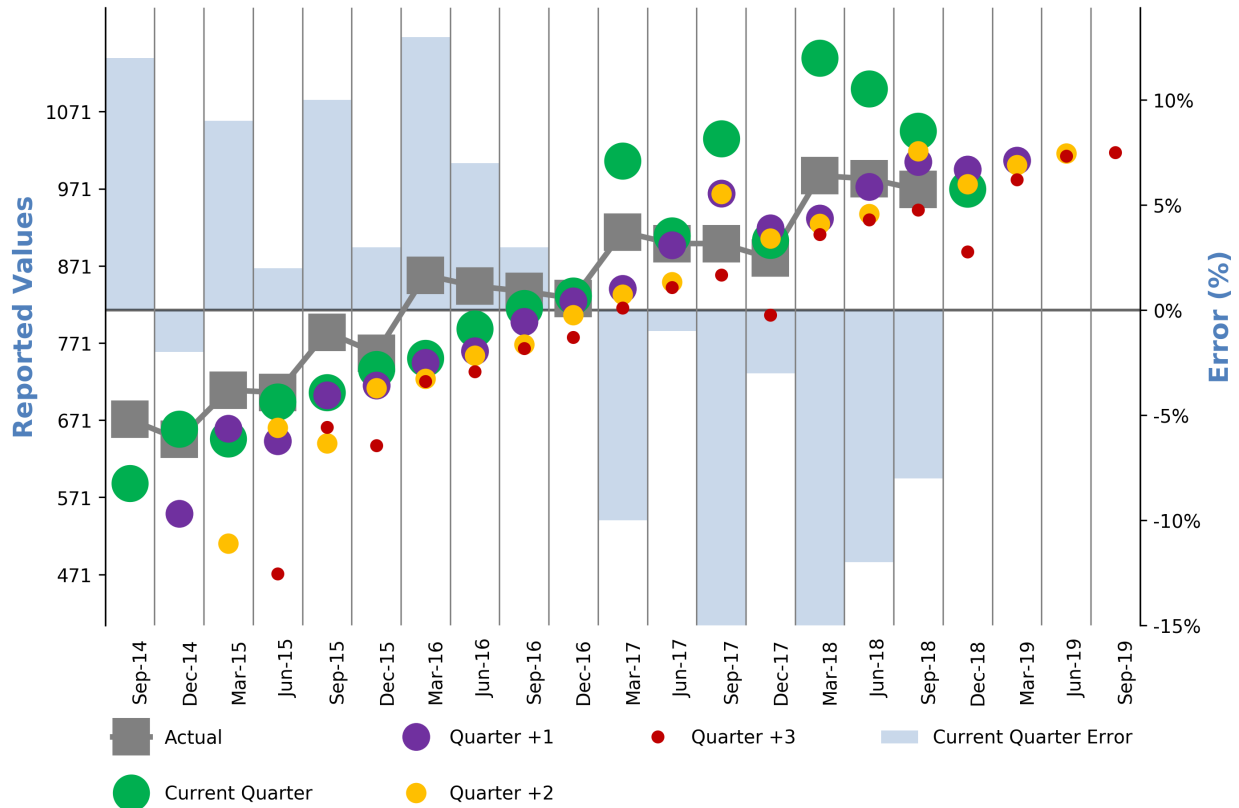
Co-Founder/CTO

seamans@acclaimedlabs.com

207.899.0346:0

The graph below is a visual representation of actual quarterly reported values versus internally-generated forecasts. Each quarter has a reported values forecast for the current quarter, quarter +1, quarter +2, and quarter +3. The light blue bars are representative of the forecast error for the current quarter forecasts only.

Quarterly Reported Values



Sabre Corporation (SABR) Revenue Forecast

Quarterly in Millions (US \$)

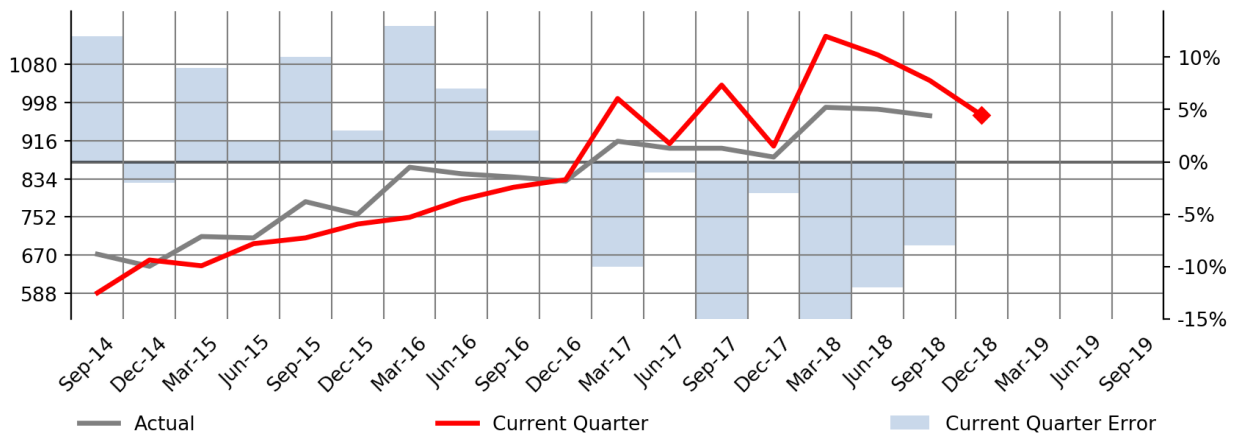
Judson Smith

Founder/CEO
smith@acclaimedlabs.com
207.415.4789:0

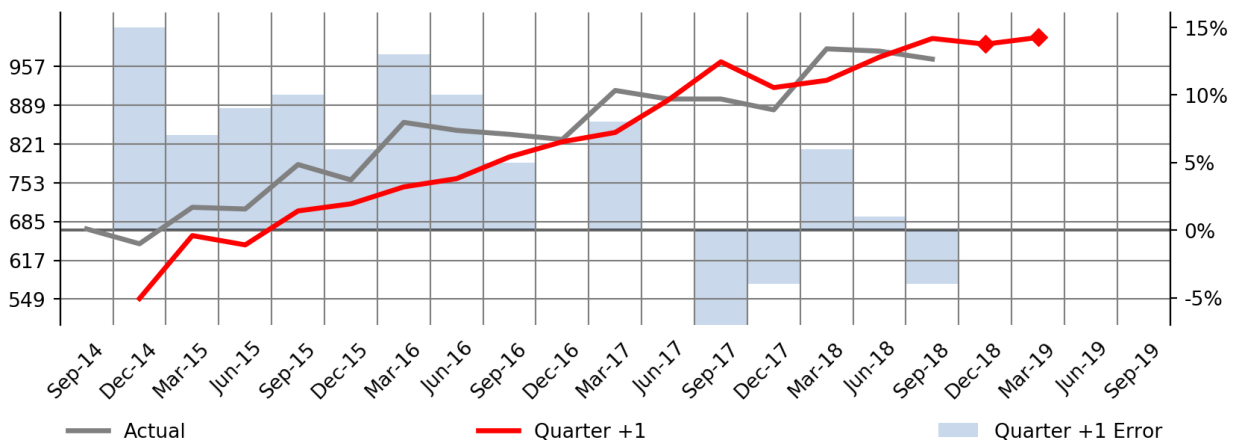
Darryl Seamans

Co-Founder/CTO
seamans@acclaimedlabs.com
207.899.0346:0

Current Quarter: Forecast vs. Actual



Quarter +1: Forecast vs. Actual



Sabre Corporation (SABR) Revenue Forecast

Quarterly in Millions (US \$)

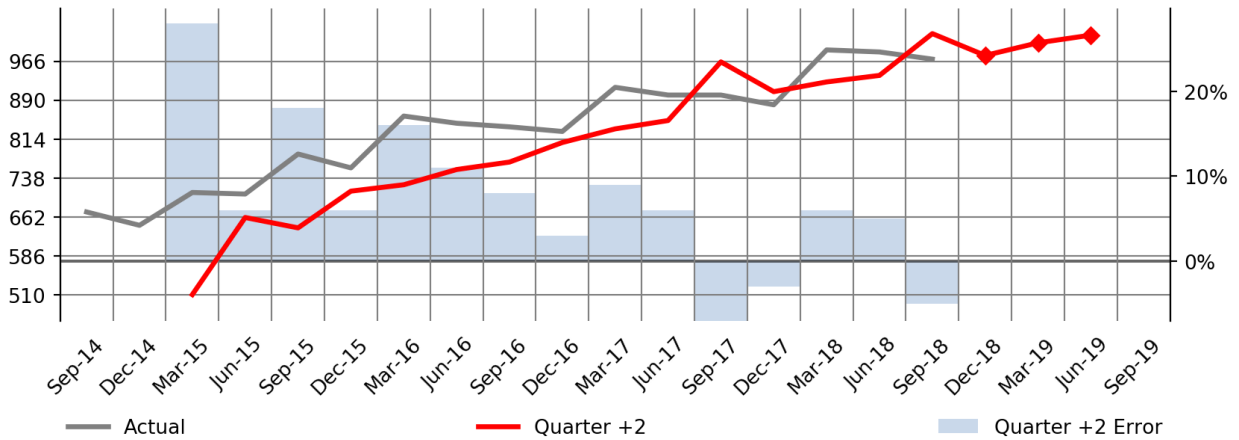
Judson Smith

Founder/CEO
smith@acclaimedlabs.com
207.415.4789:0

Darryl Seamans

Co-Founder/CTO
seamans@acclaimedlabs.com
207.899.0346:0

Quarter +2: Forecast vs. Actual



Quarter +3: Forecast vs. Actual

