

Spirit Airlines (SAVE) Revenue Forecast Millions of (US \$)

Millions of (US \$)

Judson Smith

Founder/CEO

smith@acclaimedlabs.com

207.415.4789: 0

Darryl Seamans

Co-Founder/CTO

seamans@acclaimedlabs.com

207.899.0346: 0

3rd Quarter 2018 Reported Values

Reported Values

904

y/o/y %change

+32%

Current Forecasts (Reported Values)

Q4 2018

891

Q1 2019

965

Q2 2019

1119

Q3 2019

1180

Observations:

-

All forecasting is subject to high degrees of error due to market volatility and other unpredictable events.

Spirit Airlines (SAVE) Revenue Forecast

Millions of (US \$)

Millions of (US \$)

The table below shows historical actual quarterly reported values versus internally-generated forecasts for 2014 Q3 to 2019 Q3.

Each quarter has a reported values forecast for the current quarter, quarter +1, quarter +2, and quarter +3. Actual reported values are displayed in the middle of the table, and forecast errors are displayed on the right side of the table.

Judson Smith

Founder/CEO

smith@acclaimedlabs.com

207.415.4789:0

Darryl Seamans

Co-Founder/CTO

seamans@acclaimedlabs.com

207.899.0346:0

Quarter Forecasts (Values)					Actual Values	Quarter Error (%)			
Forecast Quarter	Current Quarter	Quarter +1	Quarter +2	Quarter +3		Current Quarter	Quarter +1	Quarter +2	Quarter +3
2014-Q3	504				519	2			
2014-Q4	475	472			474	0	0		
2015-Q1	504	509	498		493	-2	-3	-1	
2015-Q2	549	556	553	549	553	0	0	0	0
2015-Q3	576	569	576	574	574	0	0	0	0
2015-Q4	558	568	522	525	519	-7	-9	0	-1
2016-Q1	532	595	633	550	538	1	-10	-17	-2
2016-Q2	622	655	699	722	584	-6	-12	-19	-23
2016-Q3	634	647	718	746	621	-2	-4	-15	-20
2016-Q4	595	603	649	677	578	-3	-4	-12	-17
2017-Q1	592	634	668	702	589	0	-7	-13	-19
2017-Q2	664	690	739	760	700	5	1	-5	-8
2017-Q3	694	725	770	776	687	-1	-5	-12	-13
2017-Q4	669	676	728	741	667	0	-1	-9	-11
2018-Q1	684	699	764	762	704	2	0	-8	-8
2018-Q2	818	798	837	870	851	3	6	1	-2
2018-Q3	825	834	869	885	904	8	7	3	2
2018-Q4	890	822	826	820					
2019-Q1		964	868	878					
2019-Q2			1119	1059					
2019-Q3				1179					

Spirit Airlines (SAVE) Revenue Forecast

Millions of (US \$)

Millions of (US \$)

The graph below is a visual representation of actual quarterly reported values versus internally-generated forecasts. Each quarter has a reported values forecast for the current quarter, quarter +1, quarter +2, and quarter +3. The light blue bars are representative of the forecast error for the current quarter forecasts only.

Judson Smith

Founder/CEO

smith@acclaimedlabs.com

207.415.4789:0

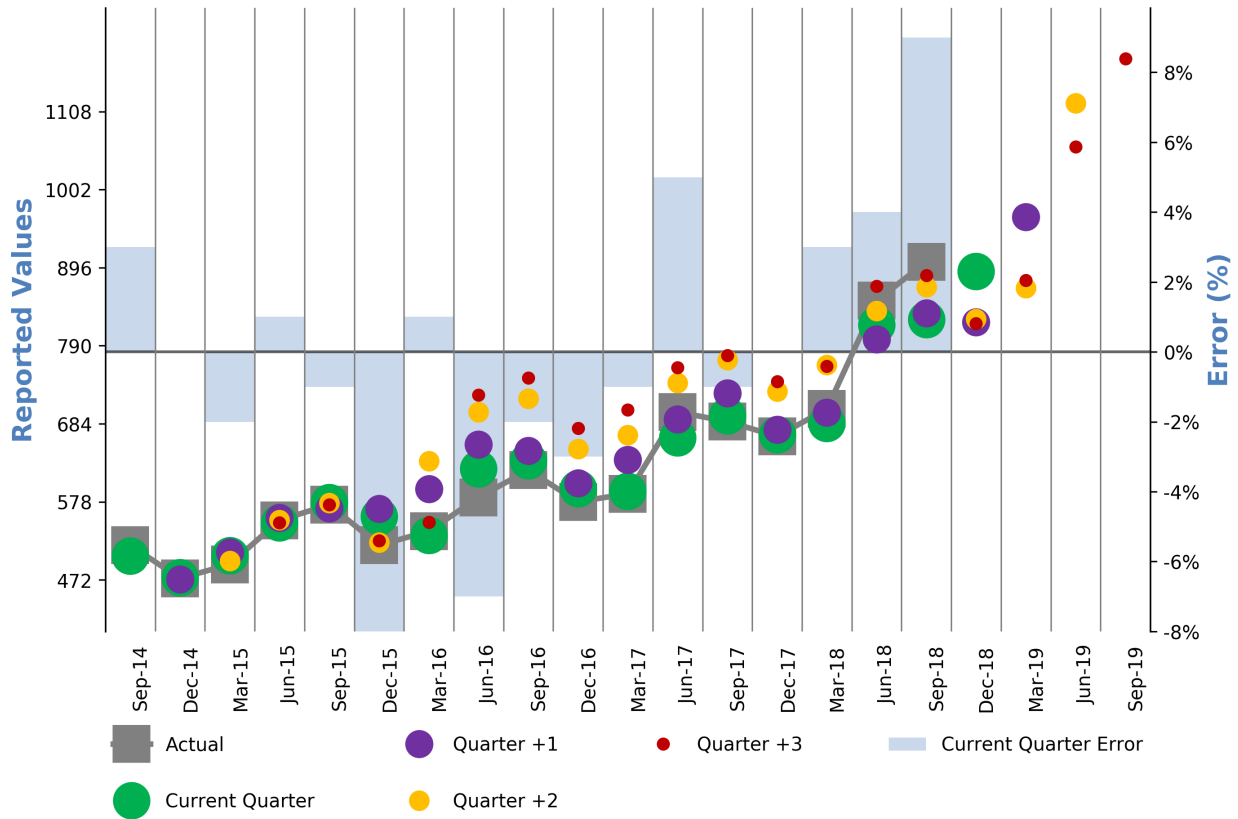
Darryl Seamans

Co-Founder/CTO

seamans@acclaimedlabs.com

207.899.0346:0

Quarterly Reported Values



Spirit Airlines (SAVE) Revenue Forecast

Millions of (US \$)

Millions of (US \$)

Judson Smith

Founder/CEO

smith@acclaimedlabs.com

207.415.4789:0

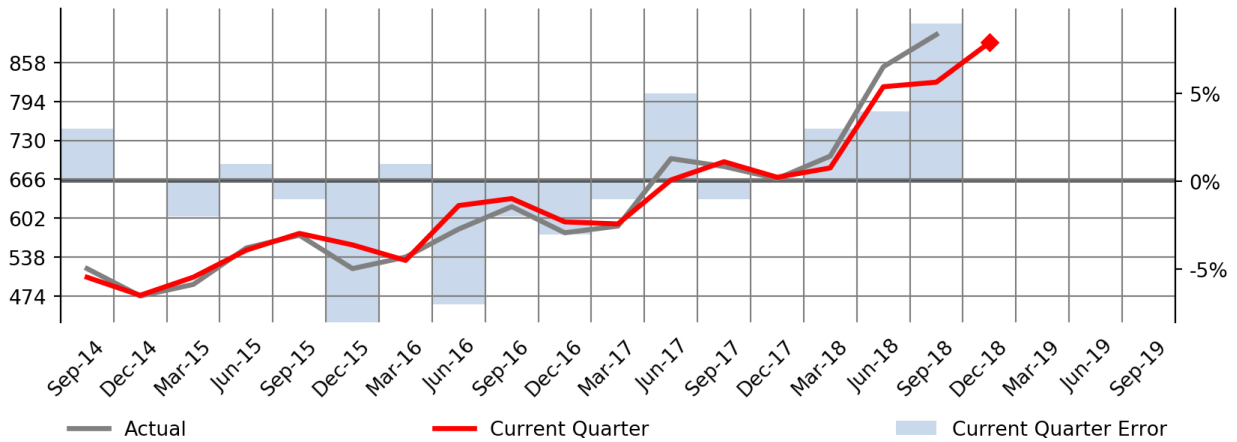
Darryl Seamans

Co-Founder/CTO

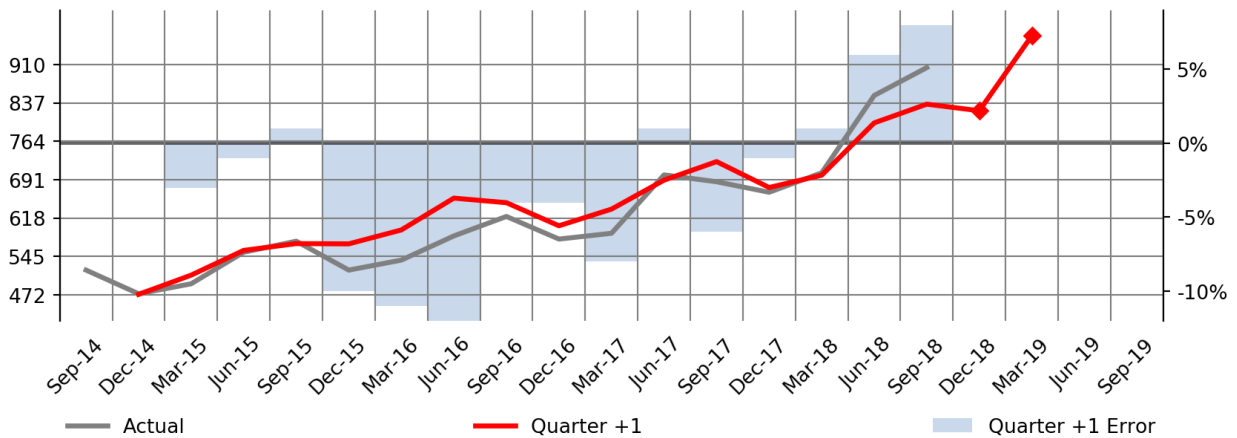
seamans@acclaimedlabs.com

207.899.0346:0

Current Quarter: Forecast vs. Actual



Quarter +1: Forecast vs. Actual



Spirit Airlines (SAVE) Revenue Forecast

Millions of (US \$)

Millions of (US \$)

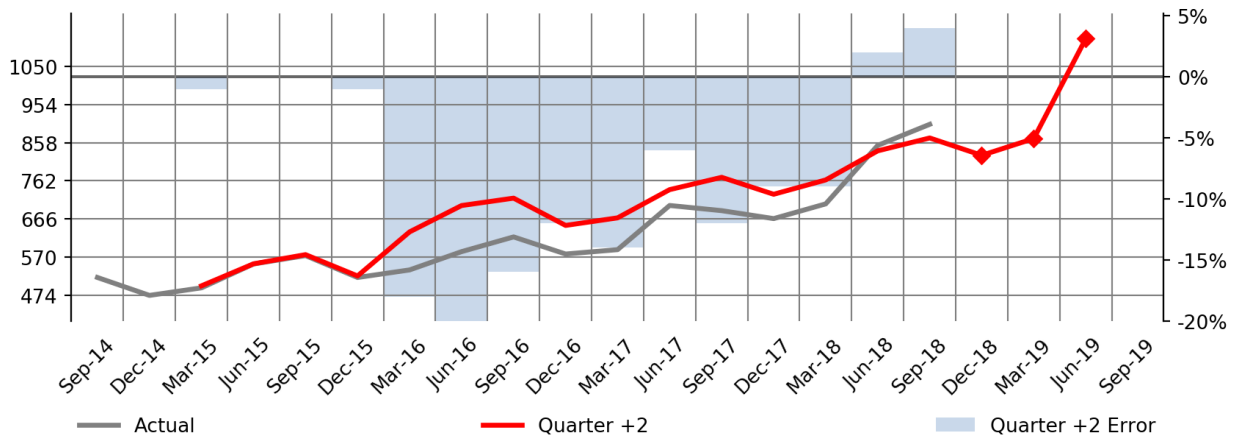
Judson Smith

Founder/CEO
smith@acclaimedlabs.com
207.415.4789:0

Darryl Seamans

Co-Founder/CTO
seamans@acclaimedlabs.com
207.899.0346:0

Quarter +2: Forecast vs. Actual



Quarter +3: Forecast vs. Actual

