

SPDR ETF (XLF) Close Price Forecast Financial Select Sector

Financial Select Sector

Judson Smith

Founder/CEO

smith@acclaimedlabs.com

207.415.4789: 0

Darryl Seamans

Co-Founder/CTO

seamans@acclaimedlabs.com

207.899.0346: 0

November 2018 Reported Values

Reported Values

26

y/o/y %change

-2%

Current Forecasts (Reported Values)

Dec 2018

27

Jan 2019

27

Feb 2019

27

Mar 2019

27

Observations:

-

All forecasting is subject to high degrees of error due to market volatility and other unpredictable events.

SPDR ETF (XLF) Close Price Forecast

Financial Select Sector

Financial Select Sector

Judson Smith

Founder/CEO

smith@acclaimedlabs.com

207.415.4789:0

Darryl Seamans

Co-Founder/CTO

seamans@acclaimedlabs.com

207.899.0346:0

The table below shows historical actual monthly reported values versus internally-generated forecasts for 07 2017 to 03 2019. Each month has a reported values forecast for the current month, month +1, month +2, and month +3. Actual reported values are displayed in the middle of the table, and forecast errors are displayed on the right side of the table.

Month Forecasts (Values)					Actual Values	Month Error (%)			
Forecast Month	Current Month	Month +1	Month +2	Month +3		Current Month	Month +1	Month +2	Month +3
07-2017	24				25	1			
08-2017	24	24			24	0	0		
09-2017	25	25	25		25	1	2	3	
10-2017	26	26	25	25	26	1	1	3	3
11-2017	27	27	26	26	27	0	1	3	3
12-2017	28	27	27	27	27	-2	0	0	2
01-2018	28	28	28	28	29	5	3	4	4
02-2018	29	28	28	28	28	-2	2	1	0
03-2018	29	30	28	28	27	-6	-9	-3	-4
04-2018	28	30	31	29	27	-5	-11	-15	-6
05-2018	27	28	30	31	27	0	-5	-11	-16
06-2018	27	27	28	30	26	-3	-4	-8	-12
07-2018	26	28	28	29	27	5	-1	0	-4
08-2018	26	28	28	27	28	6	-1	0	1
09-2018	27	28	26	28	27	0	-4	2	-4
10-2018	28	28	29	27	26	-6	-8	-10	-4
11-2018	26	28	28	29	26	0	-6	-5	-7
12-2018	27	27	28	27					
01-2019		27	27	28					
02-2019			27	26					
03-2019				26					

SPDR ETF (XLF) Close Price Forecast

Financial Select Sector

Financial Select Sector

Judson Smith

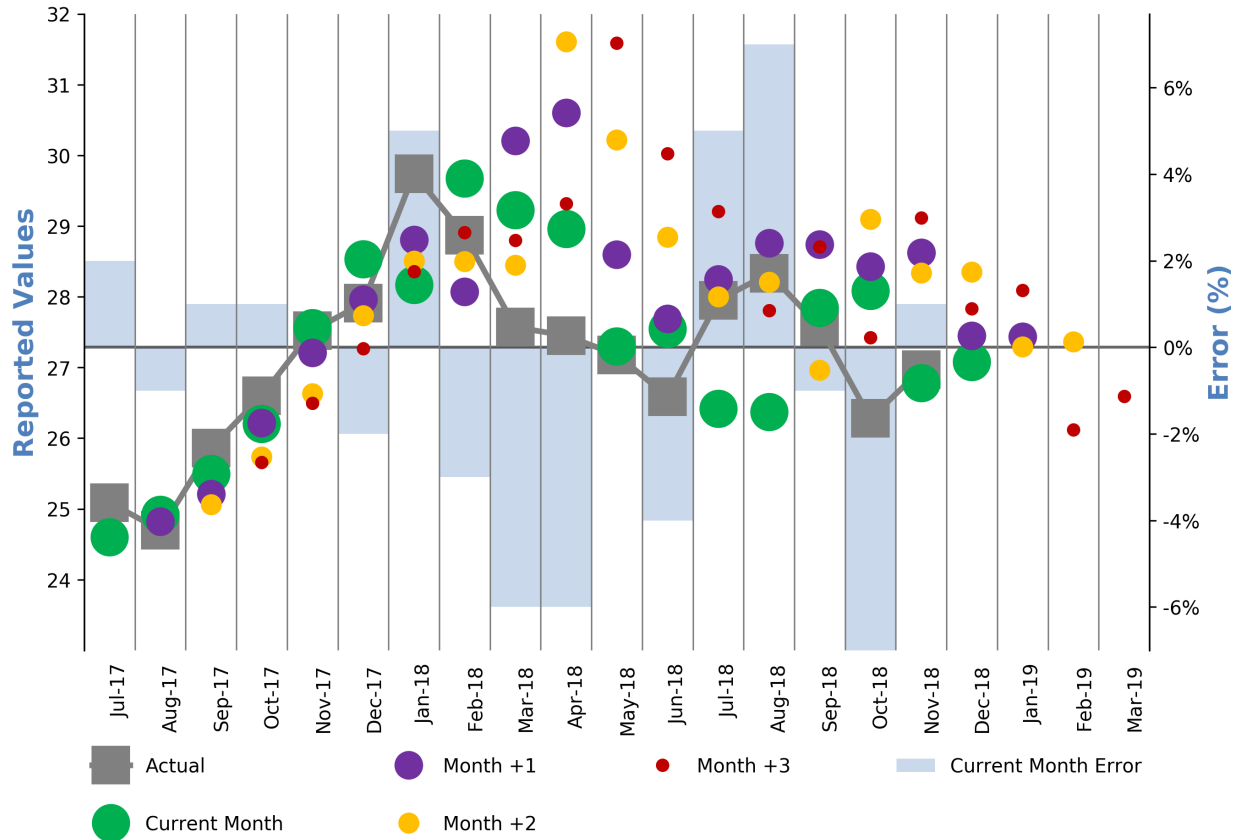
Founder/CEO
smith@acclaimedlabs.com
207.415.4789:0

Darryl Seamans

Co-Founder/CTO
seamans@acclaimedlabs.com
207.899.0346:0

The graph below is a visual representation of actual monthly reported values versus internally-generated forecasts. Each month has a reported values forecast for the current month, month +1, month +2, and month +3. The light blue bars are representative of the forecast error for the current month forecasts only.

Monthly Reported Values



SPDR ETF (XLF) Close Price Forecast Financial Select Sector

Financial Select Sector

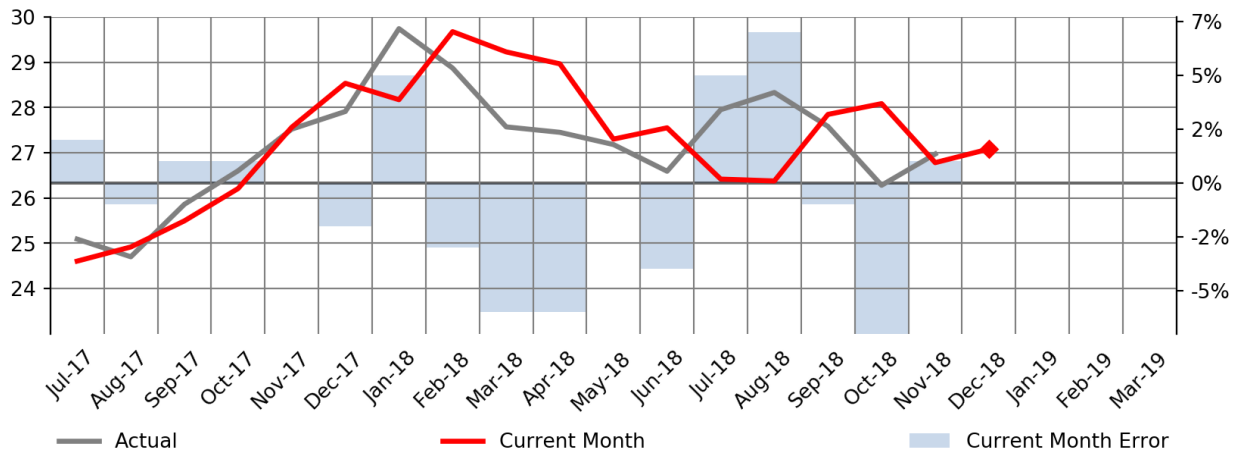
Judson Smith

Founder/CEO
smith@acclaimedlabs.com
207.415.4789:0

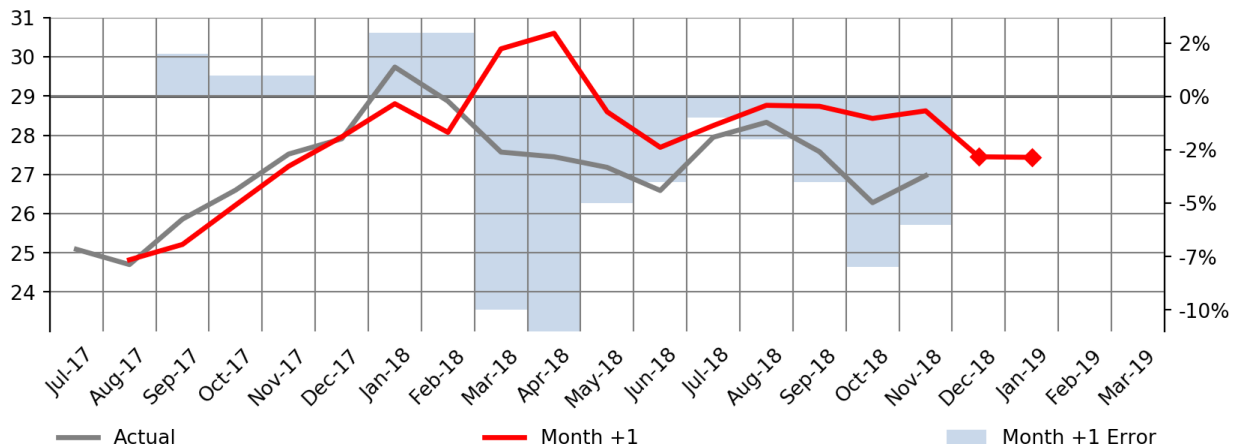
Darryl Seamans

Co-Founder/CTO
seamans@acclaimedlabs.com
207.899.0346:0

Current Month: Forecast vs. Actual



Month +1: Forecast vs. Actual



SPDR ETF (XLF) Close Price Forecast Financial Select Sector

Financial Select Sector

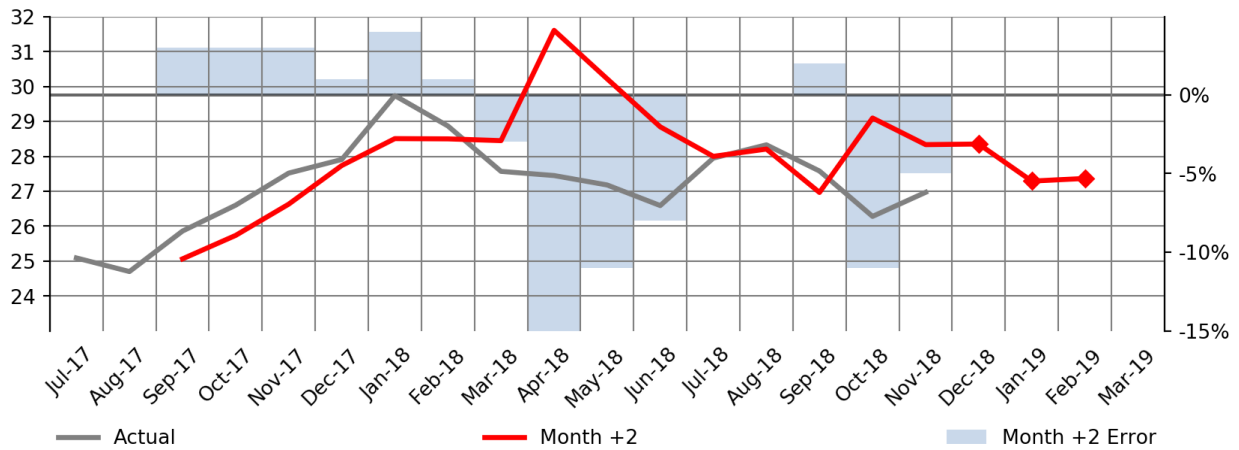
Judson Smith

Founder/CEO
smith@acclaimedlabs.com
207.415.4789:0

Darryl Seamans

Co-Founder/CTO
seamans@acclaimedlabs.com
207.899.0346:0

Month +2: Forecast vs. Actual



Month +3: Forecast vs. Actual

